




***Save \$\$
With Free
Software***

**APCUG – Virtual Conference #3
Judy Taylour, Chair
Board of Advisors
May 5, 2012**

SIW – System Info for Windows

- Install – or not
- Software Inventory
- Hardware Inventory
- Software Licenses (Product Keys / Serial Numbers / CD Key)
- Monitor CPU / Memory usage

<http://www.gtopala.com/>



SIW .

SIW – System Info for Windows


The screenshot displays the SIW software interface. On the left, a tree view shows the '176 Installed Programs' section expanded to 'Software', with 'Installed Programs' highlighted. Below it are 'Applications' and 'System Files'. On the right, the 'Hardware' section is expanded, listing various system components with corresponding icons: System Summary, Motherboard, BIOS, CPU Info, Memory, Sensors, Devices, PCI, and System Slots.

176 Installed Programs

- Software
 - Operating System
 - System Directories
 - System Files
 - Installed Programs**
 - Applications
 - System Files
 - Internet Ratings and Local User M
 - Internet Shortcut Shell Extension
 - Microsoft (R) HTML Application I
 - Microsoft ® Windows Based Scri
 - Microsoft® HTML Help Executab
 - Microsoft® Windows Backup

Hardware


- System Summary
- Motherboard
- BIOS
- CPU Info
- Memory
- Sensors
- Devices
- PCI
- System Slots



SIW .

SIW – System Info for Windows

Device Locator	Slot 1
Manufacturer	Hyundai Electronics
Part Number	HYMP512S64CP8-Y5
Serial Number	00001035
Capacity	1024 MBytes
Memory Type	DDR2 (PC2-5300)
Speed	333 MHz (DDR2 667)
Supported Frequencies	200.0 MHz, 266.7 MHz, 333.3 MHz



SIW


Gibson Research

- Double check your firewall
- Do you have open ports?
- ShieldsUP!

www.grc.com



Gibson Research



The port number of any location on the grid above may be determined by floating your mouse over the square. Most web browsers will display a pop-up window to identify the port. Otherwise, see the URL display at the bottom of your browser.

■ Open ■ Closed ■ Stealth

Total elapsed testing time: 68.087 seconds

[Text Summary](#)

PASSED

**TruStealth
Analysis**

PASSED



Microsoft Security Essentials


- Real time protection
- Viruses
- Spyware
- Malware
- Automatic Downloads
- Green is good


www.microsoft.com/security_essentials/




Microsoft Security Essentials

Computer status - Protected

 Home

 Update

 History

 Settings



Microsoft Security Essentials is monitoring your computer and helping to protect it.

- Real-time protection: On
- Virus & spyware definitions: Up to date

Scan options:

- Quick
- Full
- Custom...

Scan now



Microsoft Security Essentials

Run a scheduled scan on my computer (recommended)

When:

Daily

Around:

5:00 PM

Scan type:

Quick scan

- Check for the latest virus & spyware definitions before running a scheduled scan
- Start the scheduled scan only when my computer is on but not in use



avast!

- 180,308,237 registrations and growing
- Real time protection
- Blocks viruses
- Blocks spyware
- Automatic Downloads

www.avast.com



avast!

The screenshot displays the Avast! Free Antivirus user interface. At the top, the logo and 'FREE ANTIVIRUS' are visible, along with links for 'HELP CENTER', 'SETTINGS', and 'UPGRADE'. The left sidebar contains navigation options: 'SUMMARY', 'SCAN COMPUTER', 'REAL-TIME SHIELDS', 'ADDITIONAL PROTECTION', and 'MAINTENANCE'. The main area is titled 'SCAN NOW' and includes a progress bar for a 'Quick scan / Scan running...' which is at 6%. Below the progress bar, a table shows scan statistics: Processed file: C:\Program Files\FileStream\MinSettings\Pro\fbkvs.dll; Run time: 0:01:58; Speed: 5.8 MB per second; Tested files/folders: 2860/8; Amount of data tested: 686.8 MB; Infected files: 0. At the bottom of the main area, there are three scan options: 'Full system scan', 'Removable media scan', and 'Select folder to scan', each with a 'Start' button and a 'More details' link. A 'LIKE AVAST!' button is located at the bottom left of the interface.

avast! FREE ANTIVIRUS

HELP CENTER SETTINGS UPGRADE

SCAN NOW
You can use the controls below to run a pre-defined scan or to create a custom scan of your own. Multiple scans can be run at the same time.

Quick scan / Scan running.. Stop Pause Resume

6%

Processed file: C:\Program Files\FileStream\MinSettings\Pro\fbkvs.dll
Run time: 0:01:58
Speed: 5.8 MB per second
Tested files/folders: 2860/8
Amount of data tested: 686.8 MB
Infected files: 0

Full system scan Start
Performs an in-depth scan of the system (thorough but slower). More details ▾

Removable media scan Start
Scans all removable media currently attached to the computer. More details ▾

Select folder to scan Start
Performs a full scan of a custom folder (to be selected when the scan is started). More details ▾

LIKE AVAST! Create Custom Scan

Malwarebytes

- Complements existing A/V
- Advanced Malware protection
 - Worms
 - Trojans
 - Rootkits
 - Rogues
 - Dialers
 - Spyware and more

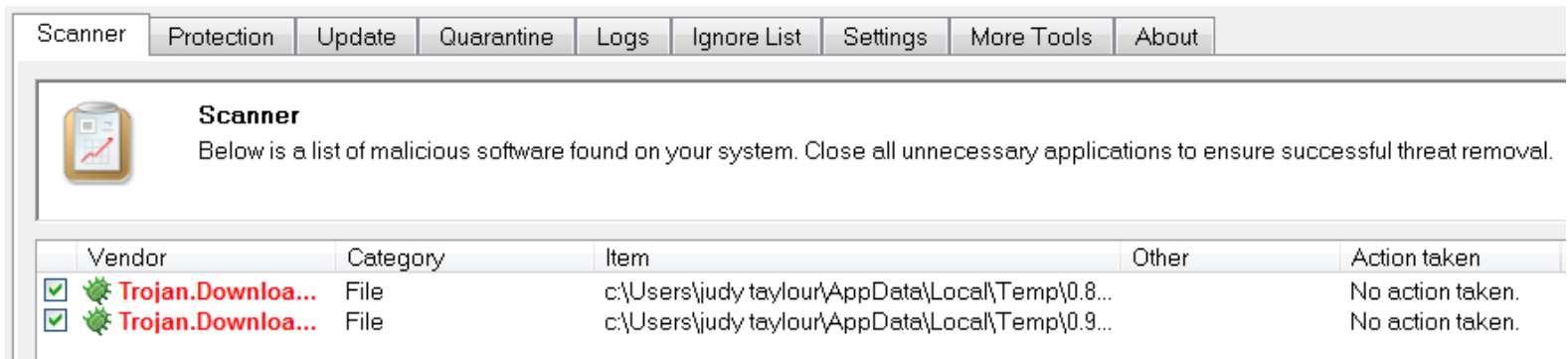
www.malwarebytes.org



Malwarebytes



Malwarebytes



The screenshot displays the Malwarebytes Scanner window. At the top, there is a menu bar with the following options: Scanner, Protection, Update, Quarantine, Logs, Ignore List, Settings, More Tools, and About. Below the menu bar, the main area is titled "Scanner" and contains a sub-header "Scanner" with a small icon of a scanner. Below this, a message reads: "Below is a list of malicious software found on your system. Close all unnecessary applications to ensure successful threat removal." At the bottom of the window, there is a table with the following columns: Vendor, Category, Item, Other, and Action taken. The table contains two rows of detected threats, both identified as "Trojan.Downloa..." by Malwarebytes.

Vendor	Category	Item	Other	Action taken
<input checked="" type="checkbox"/> Trojan.Downloa...	File	c:\Users\judy taylor\AppData\Local\Temp\0.8...		No action taken.
<input checked="" type="checkbox"/> Trojan.Downloa...	File	c:\Users\judy taylor\AppData\Local\Temp\0.9...		No action taken.



Malwarebytes

```
mbam-log-2011-11-07 (23-06-15) - Notepad
File Edit Format View Help
Malwarebytes' Anti-Malware 1.51.2.1300
www.malwarebytes.org

Database version: 8112

Windows 6.1.7601 Service Pack 1
Internet Explorer 9.0.8112.16421

11/7/2011 11:06:15 PM
mbam-log-2011-11-07 (23-06-15).txt

Scan type: Quick scan
Objects scanned: 180860
Time elapsed: 8 minute(s), 56 second(s)

Memory Processes Infected: 0
Memory Modules Infected: 0
Registry Keys Infected: 0
Registry Values Infected: 0
Registry Data Items Infected: 0
Folders Infected: 0
Files Infected: 2
```



Safe House

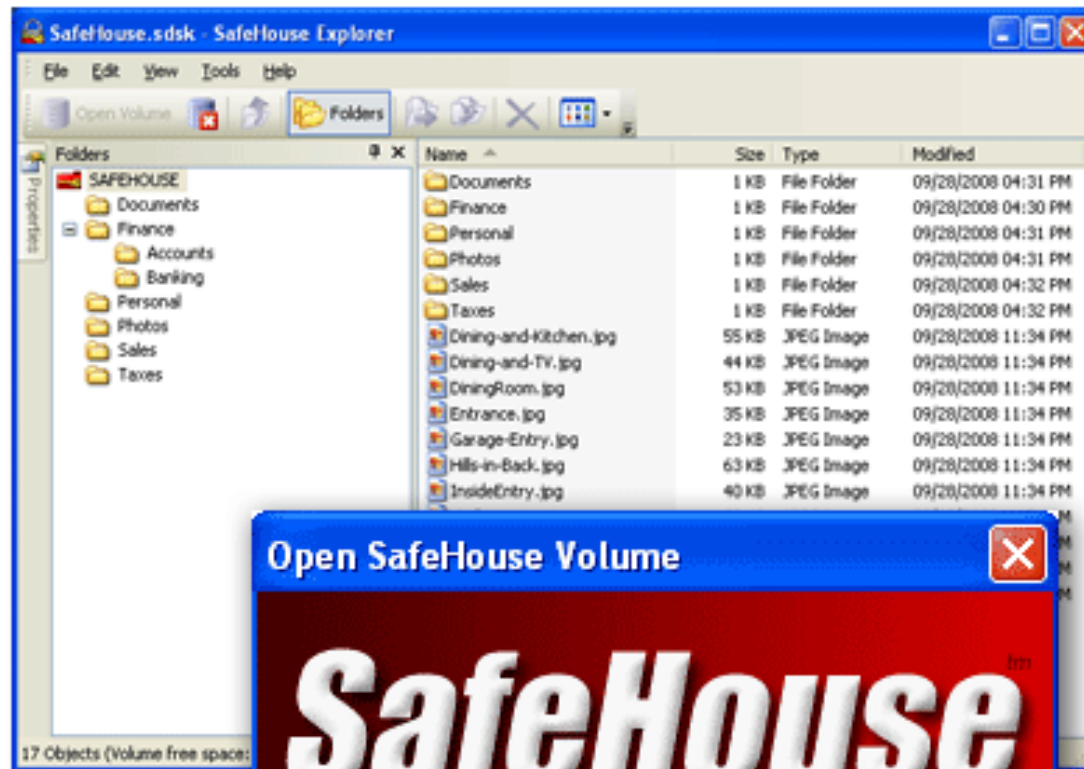
Keep your files safe with Safe House

- 256-bit Encryption
- Hard Drive / Flash Drive
- One password
- Password Meter = Strong Password

www.safehousesoftware.com

SafeHouse

Safe House



Double Check Your A/V

- <http://housecall.trendmicro.com>
- www.kaspersky.com/virusscanner
- www.pandasecurity.com
- www.eset.com/onlinescan



CCleaner

- Computer runs faster
- Clean Windows
- Protect Security
- Internet
- Uninstall Files
- Recycle Bin
- Temp Files
- Error Reporting

www.piriform.com/ccleaner



CCleaner

The screenshot displays the Piriform CCleaner application window. The title bar reads "Piriform CCleaner". The main header area includes the CCleaner logo, the website "CCleaner.com", and system information: "MS Windows 7 Ultimate 32-bit" and "Intel Core2 Quad CPU Q9550 @ 2.83GHz, 4.0GB RAM, NVIDIA GeForce 9800 GTX/9800 GTX+".

On the left sidebar, there are icons for "Cleaner", "Registry", "Tools", and "Options". The "Cleaner" icon is selected.

The main interface is divided into two panes. The left pane shows a list of cleaning options under "System" and "Advanced" categories. The "System" category has several options checked with blue checkmarks:

- Empty Recycle Bin
- Temporary Files
- Clipboard
- Memory Dumps
- Chkdsk File Fragments

Other options in the "System" category are unchecked:

- Windows Log Files
- Windows Error Reporting
- DNS Cache
- FTP Accounts
- Start Menu Shortcuts
- Desktop Shortcuts

The "Advanced" category has all options unchecked:

- Old Prefetch data
- Menu Order Cache
- Tray Notifications Cache
- Window Size/Location Cache
- User Assist History
- IIS Log Files
- Custom Files and Folders
- Wipe Free Space

The right pane shows a progress bar at 100% and a message: "CLEANING COMPLETE - (0.268 secs)". Below this, it states "230 MB to be removed. (Approximate size)". A section titled "Details of files to be deleted (Note: No files have been deleted yet)" contains a table of files:

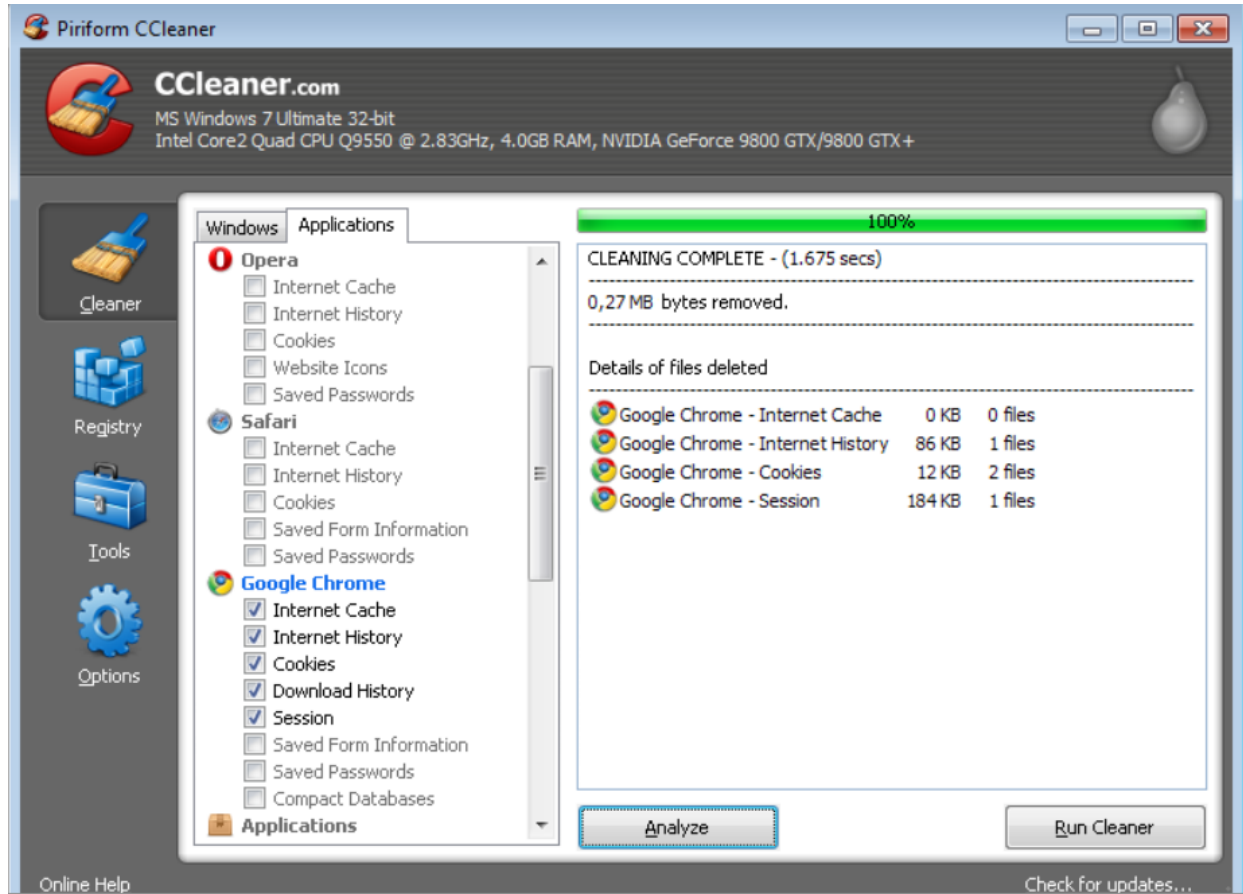
File Name	Size	Count
Internet Explorer - Temporary Internet Files	1 120 KB	69
Internet Explorer - History	32 KB	1
Internet Explorer - Cookies	1 KB	1
Windows Explorer - Recent Documents	11 KB	10
System - Empty Recycle Bin	5 752 KB	11
System - Temporary Files	7 254 KB	11
Opera - Internet History	33 KB	6
Opera - Cookies	0 KB	60
Safari - Cookies	0 KB	2
Google Chrome - Internet Cache	217 525 KB	291
Google Chrome - Internet History	3 846 KB	22
Google Chrome - Cookies	3 KB	2

At the bottom of the right pane, there are two buttons: "Analyze" and "Run Cleaner".

At the bottom left of the window, there is a link for "Online Help". At the bottom right, there is a link for "Check for updates...".





















CCleaner



Ccleaner - Uninstall

Uninstall

Select a program from the list you want to remove from your computer

Programs to Remove	Publisher	Install Date	Size	Version	
 Adobe Flash Player 10 ActiveX	Adobe Systems Incorporated	4/27/2011	6.00 MB	10.2.159.1	
 Adobe Flash Player 10 Plugin	Adobe Systems Incorporated	4/8/2011	6.00 MB	10.1.53.64	
 ATI Catalyst Install Manager	ATI Technologies, Inc.	4/8/2011	22.1 MB	3.0.765.0	
 CCleaner	Piriform	2/8/2012		3.15	
 Diskeeper 2011 Professional	Diskeeper Corporation	9/14/2011	38.2 MB	15.0.956.64	
 Do Not Track Plus Add-on 2.1.2.412	Abine	4/24/2012	3.16 MB	2.1.2.412	
 Dropbox	Dropbox, Inc.	2/26/2012		1.2.52	
 EPSON Printer Software	SEIKO EPSON Corporation	6/2/2011			
 Evernote v. 4.5.4	Evernote Corp.	4/26/2012	124.0 MB	4.5.4.6497	
 FILEminimizer Suite	balesio AG	11/16/2011	23.7 MB		
 FreeScreenSharing	Free Conferencing Corporation	4/14/2012	2.09 MB	0.56.15.0	
 Google Toolbar for Internet Explorer	Google Inc.	3/28/2012		7.3.2710.138	
 GoToMeeting 4.8.0.723	CitrixOnline	7/16/2011		4.8.0.723	
 iLinc 11 Client		2/25/2012			
 iolo technologies' System Mechanic	iolo technologies, LLC	4/26/2012	30.9 MB	10.8.5	
 Java(TM) 6 Update 17	Sun Microsystems, Inc.	7/22/2010	97.7 MB	6.0.170	
 KODAK AiO Software	Eastman Kodak Company	2/26/2012		7.3.8.20	
 Label@Once 1.0	Corel	4/8/2011	33.0 MB	1.0	

Run Uninstaller

Rename Entry

Delete Entry

Search

Save to text file...



CCleaner - Startup

Startup

These programs are set to run when your computer or browser starts

Enabled	Key	Program	File
Yes	HKCU:Run	EPSON Stylus C120 Series	C:\windows\system32\spool\DRIVERS\x64\3\E_IATICCA.EXE /FU "C:\windows\TEMP\E_S
Yes	HKCU:Run	FreeScreenSharing	"C:\Users\Judy Tylour\AppData\Local\FreeScreenSharing\FreeScreenSharing.exe"
Yes	HKCU:Run	OfficeSyncProcess	"C:\Program Files (x86)\Microsoft Office\Office14\MSOSYNC.EXE"
Yes	HKCU:Run	RESTART_STICKY_NOTES	C:\Windows\System32\StikyNot.exe
Yes	HKCU:Run	SacReminderHDDV2	C:\ProgramData\OfficeGuardianV2\reminder\SacReminder.exe
Yes	HKCU:Run	Sidebar	C:\Program Files\Windows Sidebar\sidebar.exe /autoRun
Yes	HKCU:Run	SkyDrive	"C:\Users\Judy Tylour\AppData\Local\Microsoft\SkyDrive\SkyDrive.exe" /background
Yes	HKCU:Run	SolidCapture	C:\Program Files (x86)\SolidDocuments\SolidCapture\solidcapture.exe
Yes	HKCU:Run	swg	"C:\Program Files (x86)\Google\GoogleToolbarNotifier\GoogleToolbarNotifier.exe"
No	HKLM:Run	00TCrdMain	%ProgramFiles%\TOSHIBA\FlashCards\TCrdMain.exe
Yes	HKLM:Run	Conime	%windir%\system32\conime.exe
Yes	HKLM:Run	EKAIO2StatusMonitor	C:\Windows\System32\spool\drivers\x64\3\EKAIO2MUI.exe
Yes	HKLM:Run	EKAIO2StatusMonitor	C:\windows\system32\spool\DRIVERS\x64\3\EKAIO2MUI.exe
No	HKLM:Run	HSON	%ProgramFiles%\TOSHIBA\TBS\HSON.exe
Yes	HKLM:Run	HWSetup	C:\Program Files\TOSHIBA\Utilities\HWSetup.exe hwSetUP
Yes	HKLM:Run	iolo Startup	"C:\Program Files (x86)\iolo\Common\Lib\ioloLManager.exe"
Yes	HKLM:Run	KeNotify	C:\Program Files (x86)\TOSHIBA\Utilities\KeNotify.exe

Buttons: Enable, Disable, Delete



CCleaner – System Restore

System Restore

Manage all your System Restore points (The latest one is disabled for system safety)

Date and Time	Description
4/29/2012 9:35:53 PM	Windows Backup
4/29/2012 8:24:20 AM	Windows Backup
4/27/2012 8:42:11 PM	Windows Backup
4/26/2012 9:20:26 PM	Windows Backup
4/26/2012 9:12:24 PM	Windows Backup
4/26/2012 12:26:00 AM	Installed Evernote v. 4.5.4
4/25/2012 7:36:30 PM	Windows Backup
4/23/2012 10:04:45 PM	Windows Backup
4/22/2012 7:00:22 PM	Windows Backup
4/22/2012 8:38:18 AM	Windows Backup
4/22/2012 8:29:28 AM	Windows Backup
4/20/2012 10:03:38 PM	Windows Backup

Remove



CCleaner – Drive Wiper

Drive Wiper

Securely erase the contents or free space on a drive

Wipe

Free Space Only

Security

Simple Overwrite (1 pass)

Drives

- TI105955W0C (C:)
- Removable Disk (H:)

Wipe



Revo Uninstaller

- Customize View
- Icons / List / Details
- Bits & Pieces
- Removes additional unnecessary files, folders and registry keys

<http://bit.ly/236r>



Revo Uninstaller



DriverMax

- Drivers control devices
- Finds and downloads the right updated drivers for your hardware
- Increase PC's speed
- Automatic

<http://bit.ly/3T42oT>

DriverMax

The screenshot displays the DriverMax application window. At the top left is a red 'Menu' button. The 'DriverMax' logo is prominently displayed in the center. On the right, it indicates '20 updates available' and 'Downloaded 1 of 1 drivers'. A 'Scan for driver updates' button is located below the logo. The main area features a computer monitor icon and a table of system specifications:

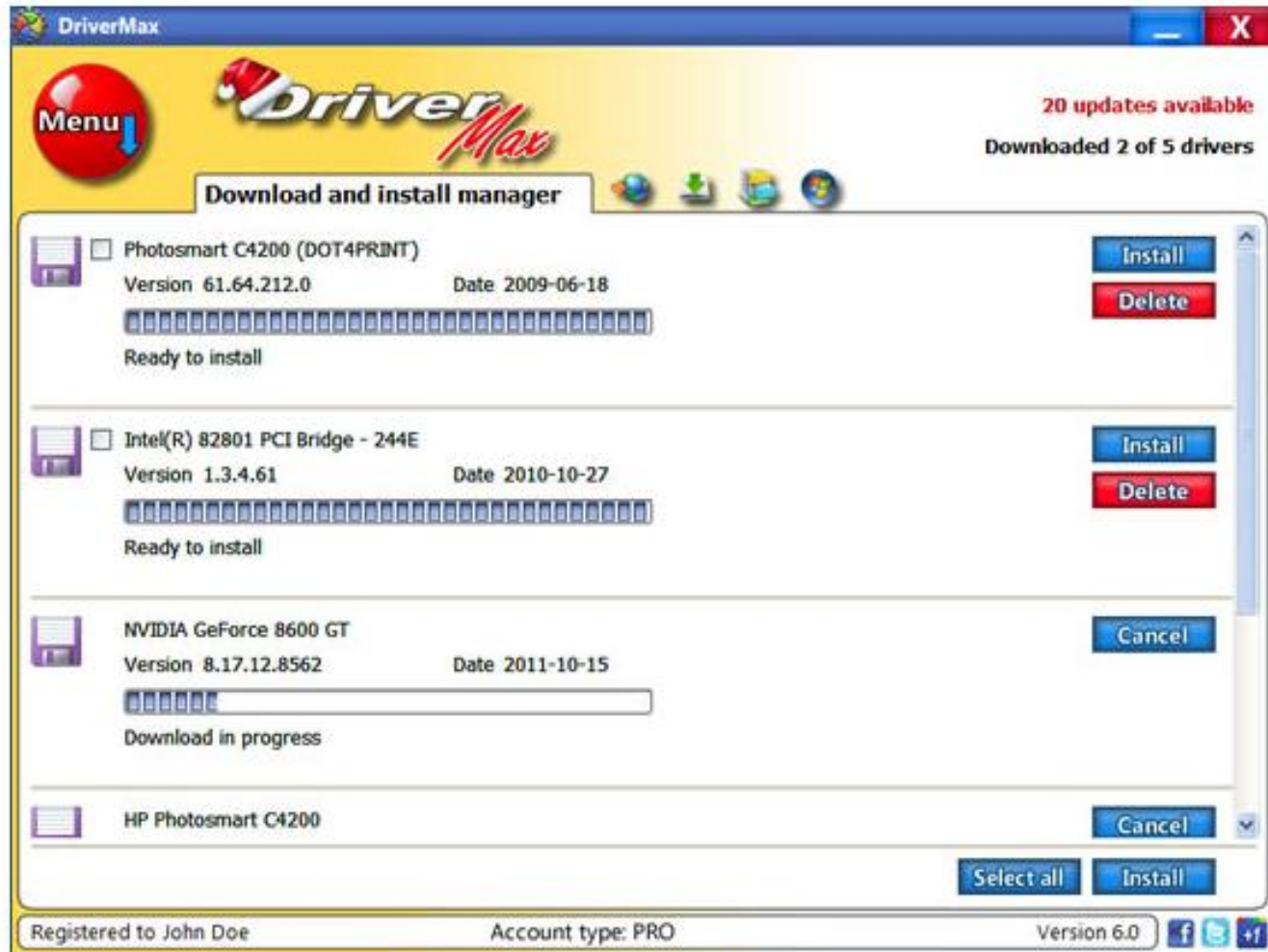
Operating System	Microsoft Windows 7 Ultimate Service Pack 1
Computer Name	DANIELSTATESCU
Processor	Intel(R) Core(TM)2 CPU 6600 @ 2.40GHz
Total Memory	3.24 Gb
Last scan	Less than 10 minutes ago

Below the table is a link: [Click here for more details about this PC...](#)

A large blue button labeled 'Scan for updates now' is positioned below the system information. Underneath it is another link: [...or click here to view the last scan results](#)

The bottom status bar contains the following information: 'Registered to John Doe', 'Account type: PRO', 'Version 6.0', and social media icons for Facebook, Twitter, and YouTube.

DriverMax



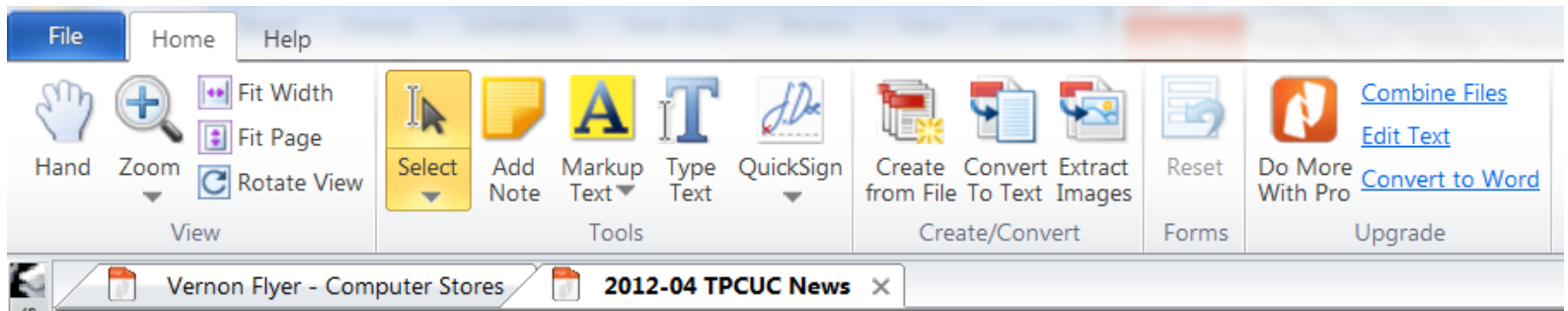
Nitro PDF Reader

- Free PDF Reader & Creator
- Create PDF from 300+ file types
- Office style ribbon interface
- Comment, review, collaborate on PDF files and other common solutions
- Extract images & text

<http://www.nitropdf.com/free/>



Nitro PDF Reader






Nitro PDF to Word or Excel




- Easy to Use
- Online Service
 - ✓ Select PDF document
(browse)
 - ✓ Convert Word / RTF
 - ✓ E-mail Address
 - ✓ Convert

<http://www.nitropdf.com/free/>

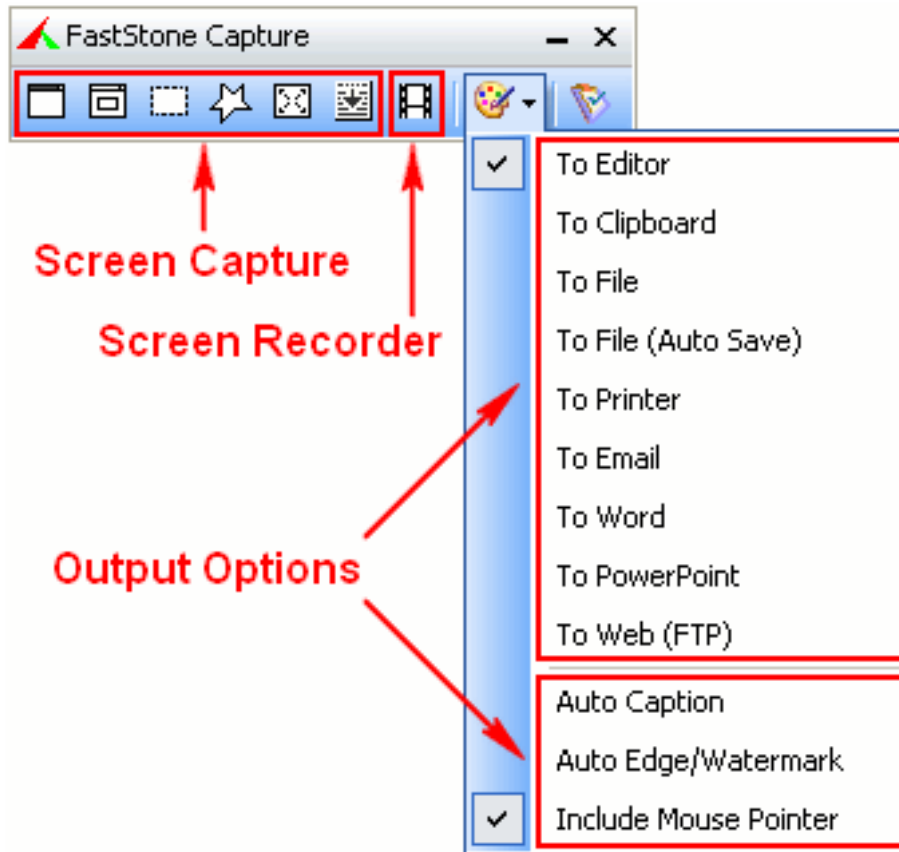


Nitro PDF to Word or Excel

 Step 1 Select PDF to convert: <input type="text"/> <input type="button" value="Browse..."/>	 Step 2 Convert PDF file to: <input type="radio"/> .DOC <input type="radio"/> .RTF	 Step 3 Email file to: <input type="text"/> <input type="button" value="Convert"/> <input type="checkbox"/> Receive PDF to Word news from Nitro
--	---	--

 Step 1 Select PDF to convert: <input type="text"/> <input type="button" value="Browse..."/>	 Step 2 Convert PDF file to: <input type="radio"/> .XLS (What's this?)	 Step 3 Email file to: <input type="text"/> <input type="button" value="Convert"/> <input type="checkbox"/> Receive PDF to Excel news from Nitro
--	--	---

FastStone Capture



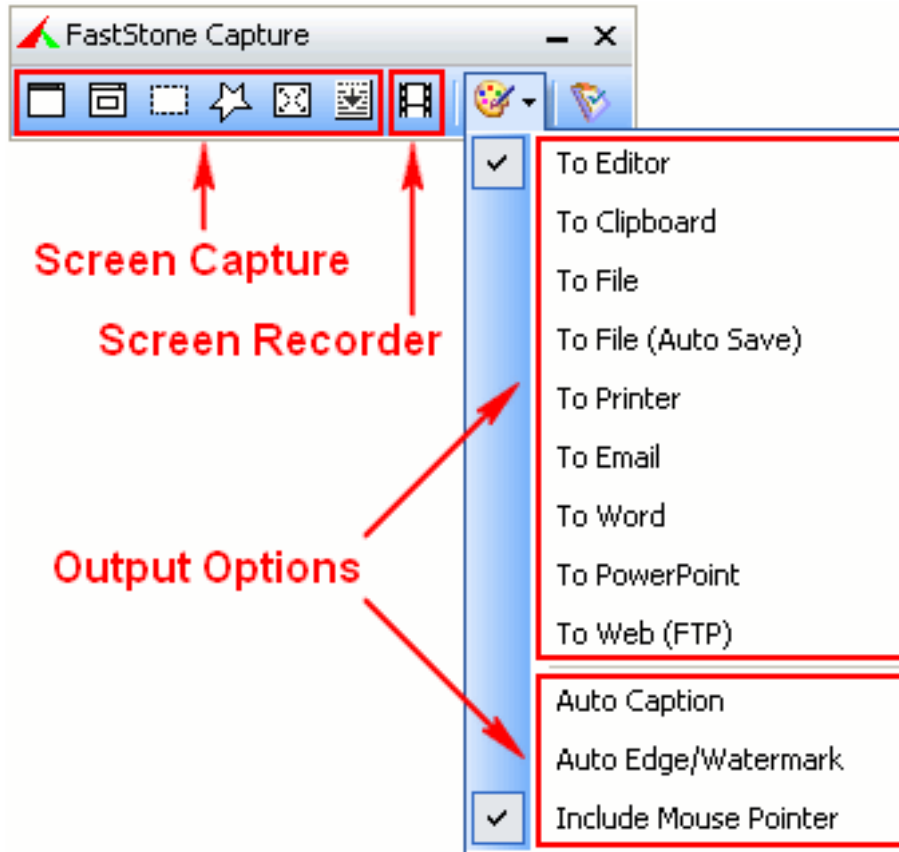
CAPTURE

- Desktop
- Window
- Graphic
- Text
- Menus

www.faststone.org

FastStone

FastStone Capture

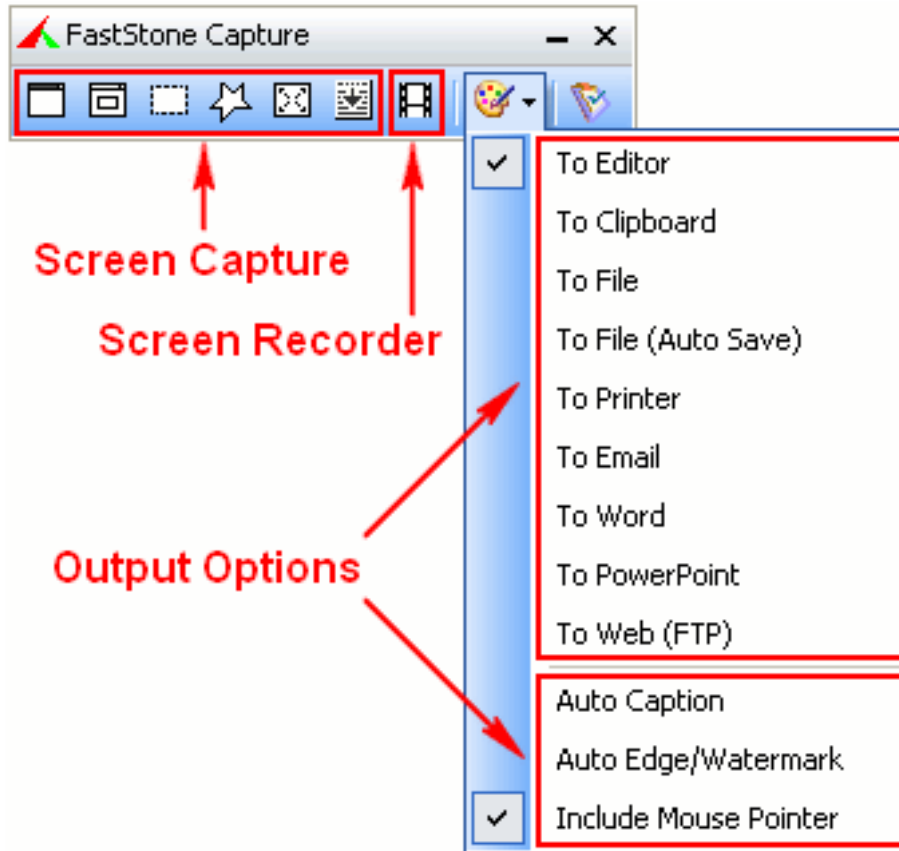


SAVE

- JPEG
- PNG
- TIFF
- PDF
- Word

FastStone

FastStone Capture



EDIT

- Resize
- Crop
- Annotate
- Arrow lines
- Watermarks

FastStone

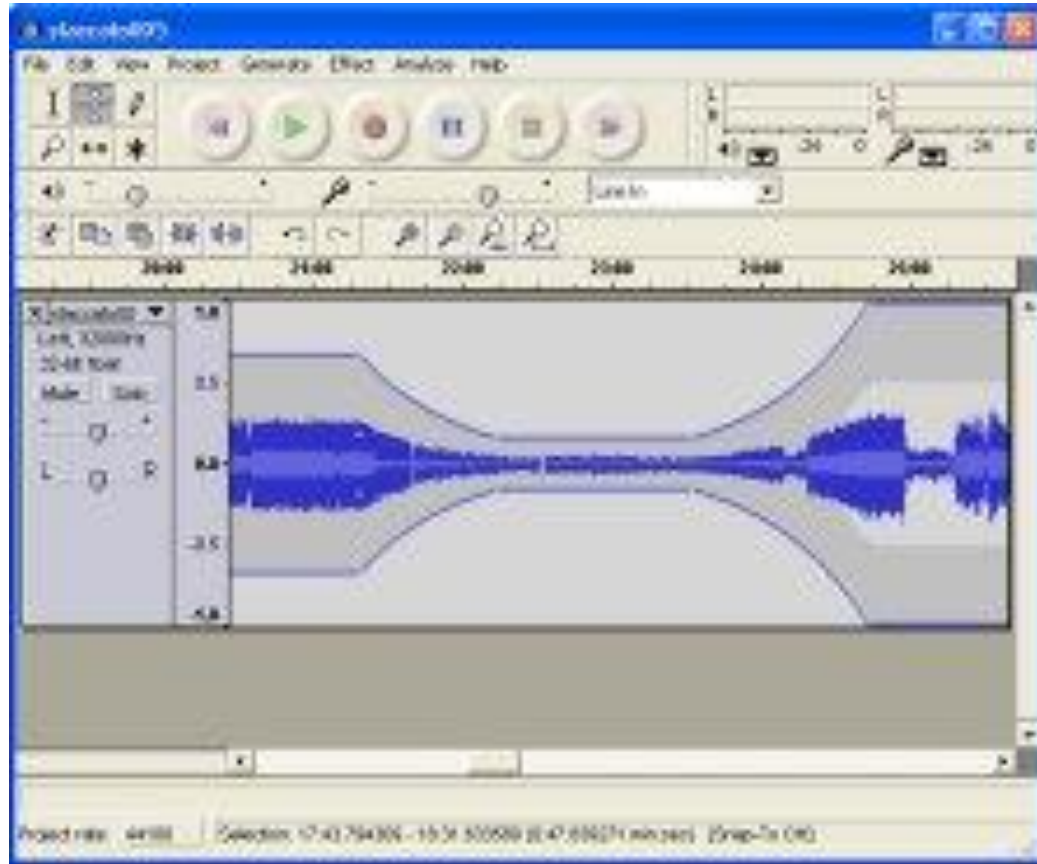
Audacity – Record/Edit Sounds

- Windows / Mac / Linux
- Record live audio
- Convert tapes / records – digital or CD
- Cut, Copy, Paste, Delete
- Undo / Redo

www.audacity.com



Audacity – Record/Edit Sounds



Applian – Freecorder 5

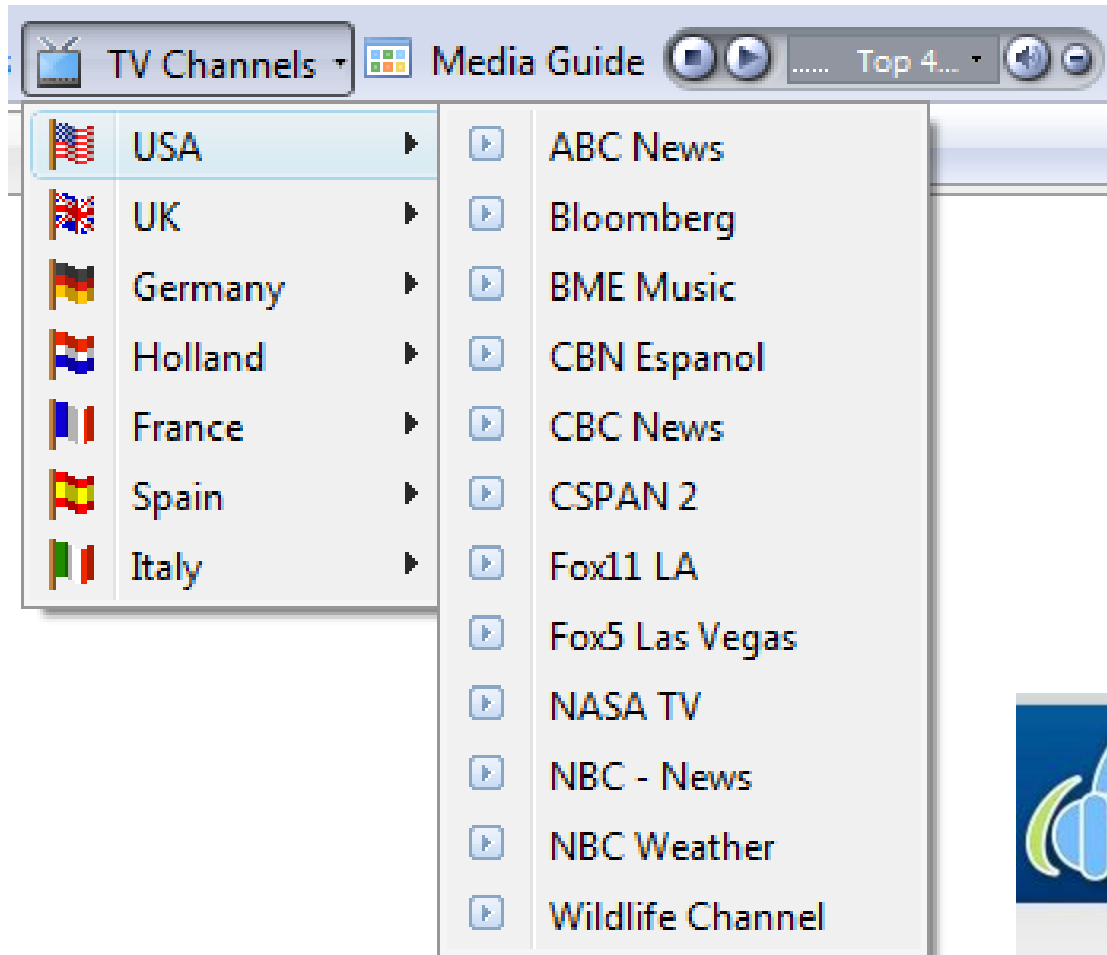
- Download Web Video – YouTube
- Record MP3 audio
- Convert to MP3, MPEG4 & more
- Works in your Browser



<http://applian.com/freecorder5>

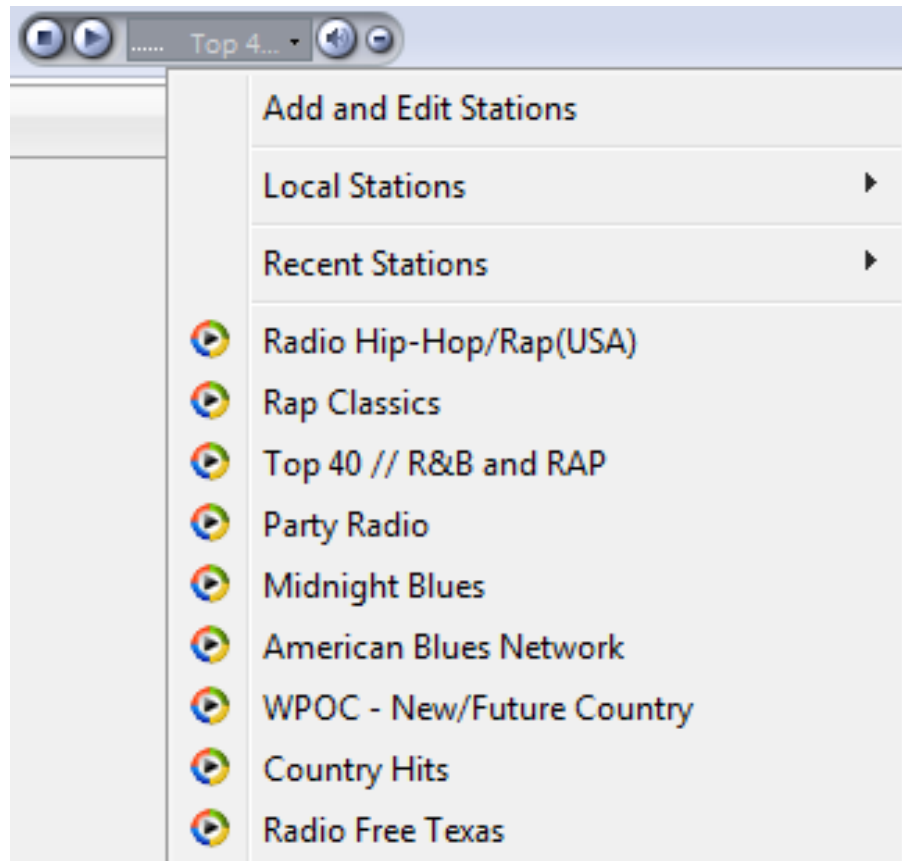
Applian – Freecorder 5

Watch Online TV - World



Applian – Freecorder 5

Listen to the Radio Media Guide



Windows Live Photo Gallery


- Easy download
- Basic editing tools
- Panoramic
- Merge photos with Photo Fuze
- Slideshows
- Share – E-mail / Online

<http://bit.ly/d8E7LH>

Windows Live Photo Gallery

100_0348 - Windows Live Photo Gallery

Back to gallery File Fix Info Publish E-mail Print Make Slide show Sign in



Auto adjust

Adjust exposure

Brightness

Contrast

Shadows

Highlights

Histogram

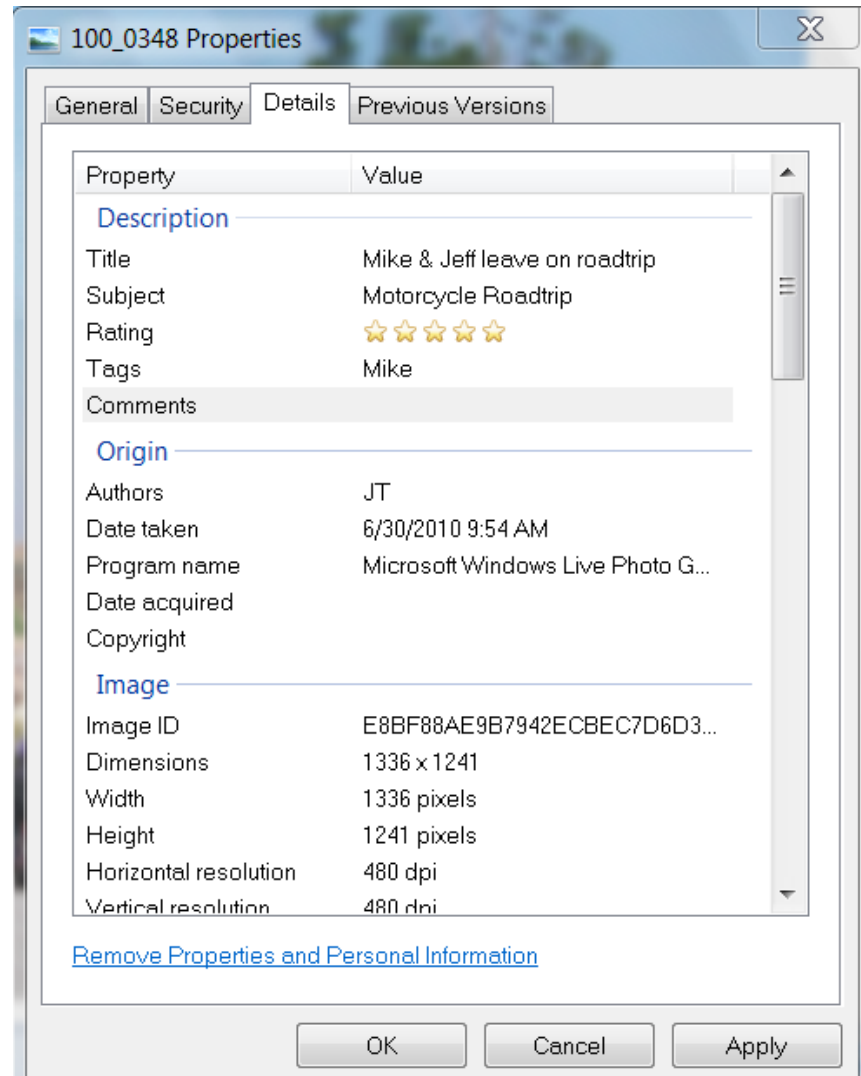
Revert Redo

12 of 13

11:35 PM 7/12/2010

Detailed description: The image shows the Windows Live Photo Gallery application window. The title bar reads '100_0348 - Windows Live Photo Gallery'. The menu bar includes 'Back to gallery', 'File', 'Fix', 'Info', 'Publish', 'E-mail', 'Print', 'Make', 'Slide show', and 'Sign in'. The main area displays a photograph of a residential street with two motorcyclists in the foreground, a large tree on the right, and houses in the background under a clear blue sky. On the right side, there is a 'Adjust exposure' panel with sliders for 'Brightness', 'Contrast', 'Shadows', and 'Highlights', and a 'Histogram' below them. The bottom of the window features a navigation bar with '12 of 13' and various control icons, and a taskbar at the very bottom showing the system clock as '11:35 PM 7/12/2010'.

Windows Live Photo Gallery

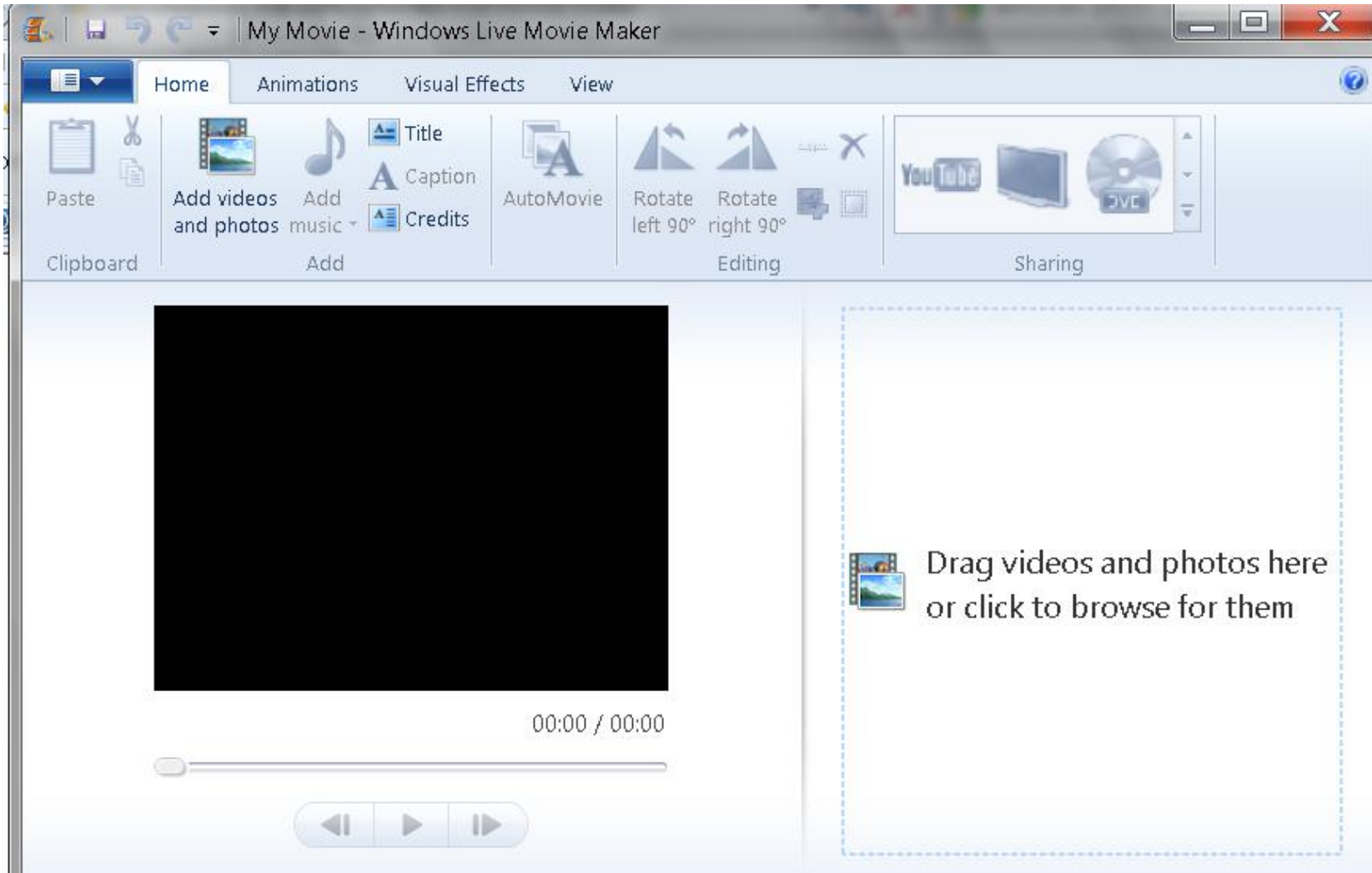


Windows Live Movie Maker

- Movies / slideshows from photos and videos
- Themes
 - Transitions and effects
- AutoMovie
 - Add title / credits / transitions / music
 - Pan / zoom

<http://bit.ly/blzS6u>

Windows Live Movie Maker



PhotoRazor

- Makes small copies of photos
 - E-mail / Web
- High-quality
- One / Folder
- Non-destructive / small folder

www.stormdance.net




Photo Razor

- 4 Steps
 - ✓ Select Photos / Choose Folder
 - ✓ Size & Quality
 - ✓ Resize & Save
 - ✓ Resize Photos Now





Photo Razor



Learn to Type

Peter's Typing Program

www.typing-lessons.org



Symphony Lotus Office Suite

The screenshot displays the IBM Lotus Symphony Office Suite interface. The main window shows a document titled "Quarterly Report Final" with a menu bar (File, Edit, View, Create, Tools, Table, Layout, Window, Help) and a toolbar. The document content includes:

Quarterly Review
Here are our accomplishments for the preceding quarter:

- Completed two new internal courses
 - Professional Development for Managers
 - Communications Skills
- Delivered compliance training to three divisions
 - Sales
 - Marketing
 - Executive Team

Goals for the Future
Here is our list of upcoming goals in order of priority:

- Complete projects in progress as scheduled (see next section)
- Deliver compliance training to remaining corporate divisions
- Deliver Professional Development for Managers to front-line managers

Projects in Progress
This table shows the projects planned for next quarter:

Title	Hours of Training	Completion Estimate (days)
Conflict Resolution	6	10
Negotiating Skills	10	15
Delivering Feedback	8	12
TOTALS:	24	37

The right-hand side of the interface features a "Text Properties" panel with sections for Font, Effects, and Position. The Font section includes options for Font (Arial), Size (14), Style (Bold Itali), and Font color (Default). The Effects section includes options for Underlining (None), Strikethrough (None), and Emphasis mark (None). The Position section includes options for Style options (Normal, Embossed, Engraved, Outline, Shadow).

At the bottom of the window, the status bar shows "Page 3 3 / 4 Ln 19 Col 21 Default 86% INSERT STD HYP *".

<http://symphony.lotus.com>

Symphony Lotus Office Suite

The screenshot displays the Symphony Lotus Office Suite interface. The main window shows a spreadsheet titled "2008 Budget - Spreadsheet - IBM Lotus Symphony". The spreadsheet is organized into columns A through H and rows 1 through 29. The data is categorized into "EXPENSES" (columns A-D) and "INCOME" (columns E-H). The "EXPENSES" section includes items like eBay fees, shipping, and LPRR fare. The "INCOME" section includes items like recording fees, clothing, and various sales. A right-hand pane shows text and cell properties, including font settings (Font, Size, Style, Color) and effects (Effects, Appearance, Cell height, Cell width, Cell color, Cell shadow, Alignment).

DATE	EXPENSES			INCOME			
Date	Description	Category	Amount	Story Description	Amount	Due	Out
				4/15 Art	\$125.00		05/
4/17/08	eBay fees	Personal income expense	\$6.13	4/22 recording (Art)	\$125.00		05/
5/16/08	Chype solcomail	Work phone/soft sub	\$20.00	Clothing Time (NPR)	\$25.00		05/
5/16/08	Google credit	Software subscription	\$10.00	4/23 recording (Art)	\$125.00		05/
5/20/08	Shipping (Dad PC case)	Work-related sale	\$1.24	4/28 SymphonyCast	\$125.00		05/
5/23/08	Payroll Mt (Dad) cont	Personal income expense	\$0.00				
5/27/08	LPRR fare for NPR store	Public transportation	\$16.50	4/30 Mt (Art)	\$225.00		05/
				April (TLA)	\$12.01		
				April (CABA)	\$33.77		
				ShoppingAdd	\$79.20		
				Map.com	\$7.74		
				See PC sale	\$119.00		
				WIG card sale (eBay)	\$26.51		05/
				Amazon	\$53.34		
				Google AdSense	\$122.06		
				SubDax	\$195.42		05/

Symphony Lotus Office Suite

Renovations product introduction pr...

Entire Page

Arial 24

Slides

Slide 1

Slide 2

Slide 3

Slide 4

Slide 4 / 6

X=0.85" Y=-0.78"

579

Slide Transition

Apply to selected slides

- Checkerboard Down
- Checkerboard Across
- Shape Plus
- Shape Diamond
- Shape Circle
- Box Out
- Box In
- Wedge
- Venetian Blinds Vertical
- Venetian Blinds Horizontal
- Fade Through Black

Modify transition

Speed Medium

Sound applause

Loop until next sound

Advance slide

On mouse click

Automatically after

1sec

Apply to All Slides

Play

Screen Show

Automatic preview

Sales Revenue 2005-2008

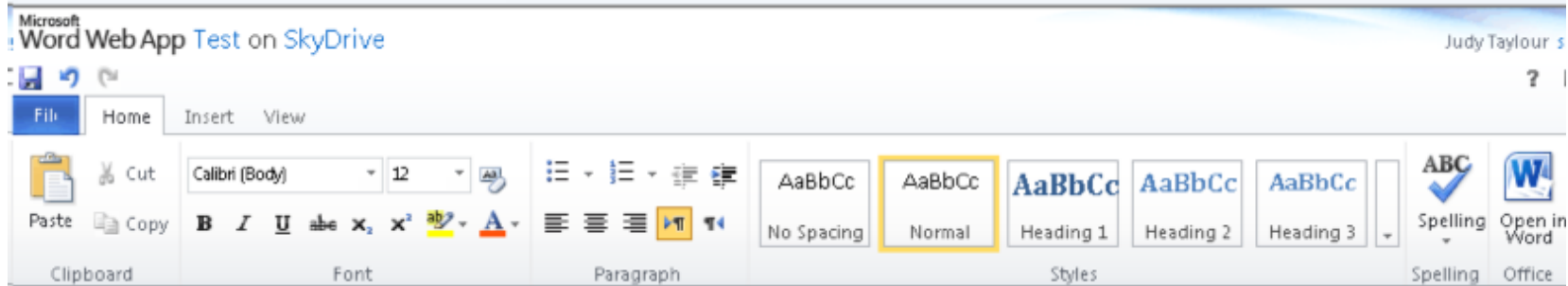
North American Sales Volumes - Last Four Years

Region	2005		2006		2007		2008	
	Sales	Units	Sales	Units	Sales	Units	Sales	Units
NorthWest	\$120	209	\$150	94	\$155	90	\$132	82
Southwest	\$415	212	\$519	291	\$571	342	\$457	283
Midwest	\$100	51	\$125	70	\$138	83	\$110	68
SouthWest	\$98	50	\$123	60	\$135	81	\$108	67
NorthWest	\$87	44	\$106	61	\$120	72	\$96	59
West Coast	\$275	140	\$344	193	\$378	227	\$303	188
Ontario	\$113	58	\$141	79	\$155	90	\$124	77
Quebec	\$208	108	\$200	146	\$286	172	\$229	142
British Columbia	\$102	52	\$125	71	\$140	84	\$112	70
Manitoba	\$54	29	\$66	36	\$74	45	\$59	37
Alberta	\$99	60	\$124	69	\$136	82	\$109	68
Saskatchewan	\$90	41	\$100	56	\$110	60	\$88	55
Total NA Sales	\$1,751	1041	\$2,189	1226	\$2,408	1445	\$1,926	1194

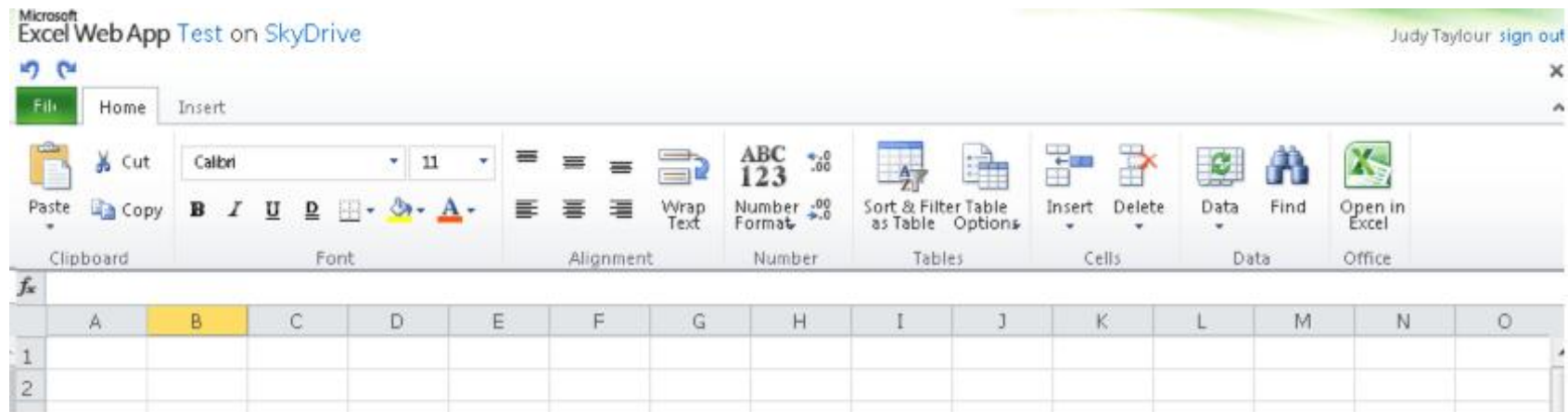
NA Sales 2005-2008

renovations

Microsoft Live Office aka in the Cloud

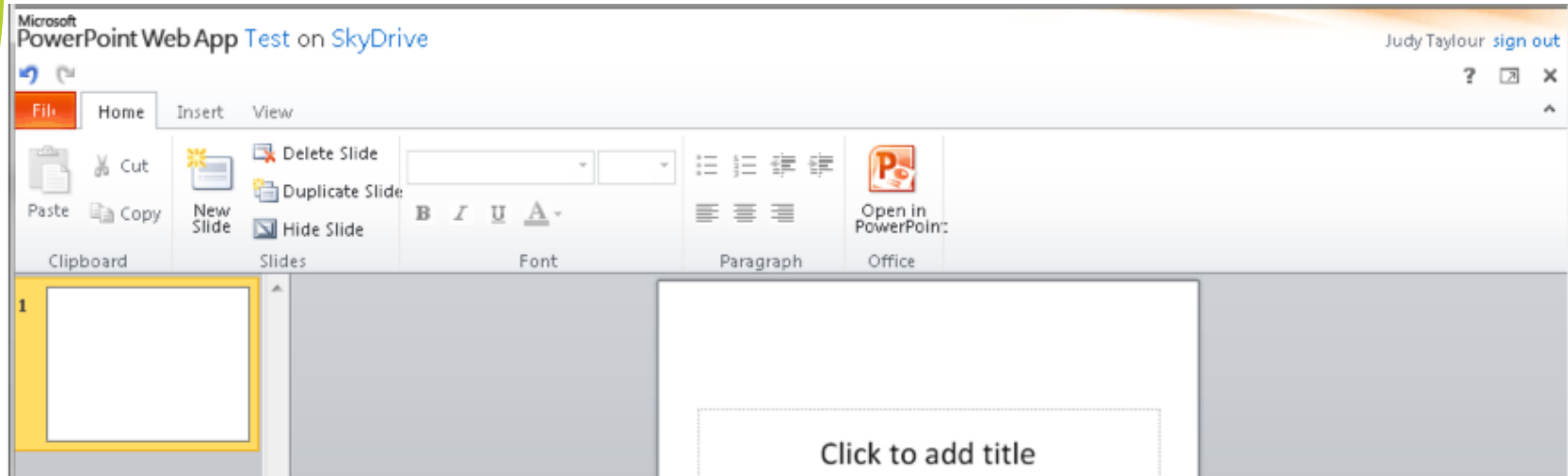


Blah Blah Blah



<http://www.officelive.com/>

Microsoft Live Office aka in the Cloud




Windows Live Sky Drive

- Storage in the cloud
 - Access anywhere
 - Public Folders
 - Share with friends / relatives / coworkers
 - Windows Explorer and Apple's Finder
 - iPad, iPhone, Windows phone
- 25 7GB



<http://windowslive.com/online/skydrive>

Windows Live Sky Drive



Office
Judy ▶ Office

Personal
My Documents Laptop
My Documents Tower
[View all](#)

Shared
Public
[View all](#)
[Recent comments](#)

Shared with me
[View all](#)



Windows Live Sky Drive



My Documents Laptop

Judy ▶ Office ▶ My Documents Laptop

New ▼ Add files Share ▼ View: Details ▼ Sort by: Date ▼ Download as .zip file More ▼

Today

Editor E-mail June 2010	Judy	A moment ago
Discovering_Windows_-_Part_4_-_S...	Judy	A moment ago
Discovering Windows 7, Part 5 - S...	Judy	A moment ago
Control Panel - Extremely Useful -...	Judy	A moment ago

Shared with: [Just me](#)

Google Drive

- 5GB
- Videos
- Photos – able to search on title
- PDFs
- Scanned images – search for words
- Google Docs
- PDFs
- Mac or PC or as an app to an Android phone or tablet
- Working on iPhone/iPad app

www.drive.google.com/



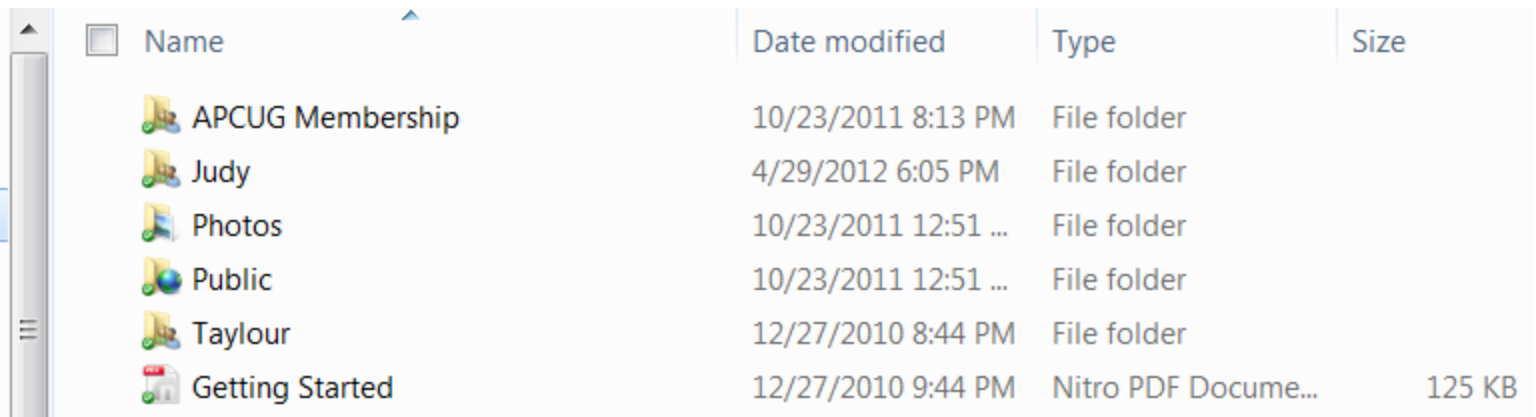
Drop Box







- 2GB
- Files always available
- Encrypted
- Windows / Mac / Linux / iPad / iPhone
Android / Blackberry
- Shared folders
- Photo galleries

www.dropbox.com/



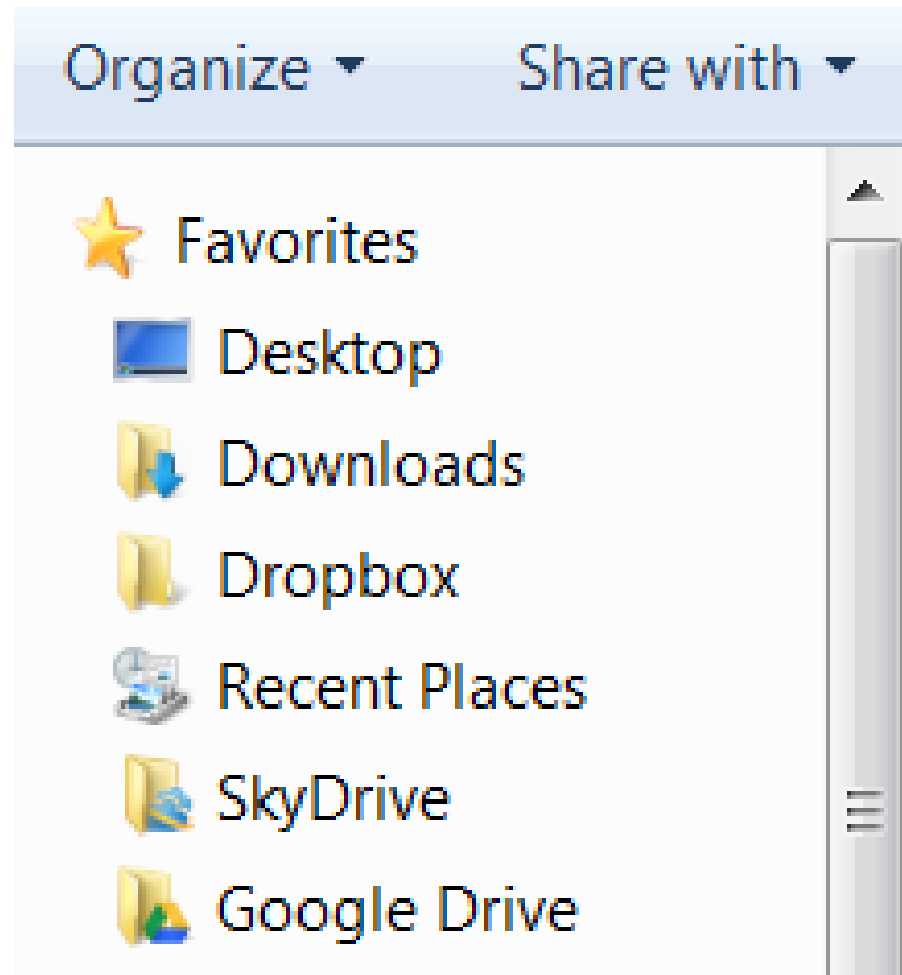
Drop Box



<input type="checkbox"/> Name	Date modified	Type	Size
 APCUG Membership	10/23/2011 8:13 PM	File folder	
 Judy	4/29/2012 6:05 PM	File folder	
 Photos	10/23/2011 12:51 ...	File folder	
 Public	10/23/2011 12:51 ...	File folder	
 Taylour	12/27/2010 8:44 PM	File folder	
 Getting Started	12/27/2010 9:44 PM	Nitro PDF Docume...	125 KB



Where They Live



CrashPlan



Windows - Mac - Linux

www.crashplan.com



CrashPlan

The screenshot shows the CrashPlan application window. The title bar reads "CrashPlan". In the top right corner, there is a "CRASHPLAN" logo with a house icon. The interface is divided into several sections:

- Left Sidebar:** Contains navigation options: Backup (selected), Restore, Settings, History, Friends, and Destinations.
- Welcome to CrashPlan:** A light blue box with a close button. It contains the text: "Click **Start Backup** to back up your files to [CrashPlan Central](#) or choose other [destinations](#) for greater speed, security and no monthly fees."
- Backup Destinations:** A section with two entries:
 - C:/:** A progress bar is shown at 64.5% with the text "Synchronizing block information (64.5%)".
 - E:/:** A progress bar is shown at 0% with the text "Waiting for backup — last backup < 1 minute ago".
- Files to Back Up:** A section showing a folder named "Judy Tavlour" with "11,668 files 19.6 GB". Below this, it says "TOTAL 11,668 files / 19.6 GB". There are "Change..." and "Scan" buttons.
- Backup Sources:** A section with four options:
 - [Invite](#) your friends to back up to you
 - Let your CrashPlan friends back up to you with this backup code: [D7WNJX](#)
 - [Attach](#) a backup archive
 - [Disable](#) inbound backup
- Casper Suite:** A small advertisement box for "casper SUITE" with the tagline "Inventory, image, update, maintain." and a description: "The Casper Suite simplifies the life of system administrators with one tool to inventory, image, update, and maintain Macs."

The Windows taskbar at the bottom shows the time as 1:40 AM on 7/13/2010. The system tray includes icons for network, volume, and power.

Bit.ly

- Shorten long URLs
 - Tiny.URL

Shorten with bit.ly

<http://office.microsoft.com/en-us/marketplace/CE001058490.aspx>

Shorten

Over 50 characters

Your Link → <http://bit.ly/bFdCav>

Your Link → <http://bit.ly/bFdCav>  Click to Copy

Evernote

- Capture anything
 - Save ideas, things you like, things you hear, and things you see
- Access anywhere
 - Works with nearly every computer, phone and mobile device
- Find things fast
 - Search by keyword, tag or even printed and handwritten text inside images

www.evernote.com/



Evernote

Viewing 7 notes from scvjudy's notebook

Marjorie Amberg E-mail Address
4/26/2012 Marjorie Amberg I want to let you know that the email that I gave on my registration has has to be deleted by yahoo. CO to with repeatedly packed my new one. Is A...

Advisor Travel
3/27/2012 Cheryl - yes, Orange County Bill James - yes, went to AZ conference Gabe - yes Greg - yes

Applian S/N
3/27/2012 XXXXXXXXXX

HEWIE'S DIGITAL PHOTO SIG. Needs to be sent as a...
3/19/2012 HEWIE'S DIGITAL PHOTO SIG. Needs to be sent as a benefit of membership. The Central Florida Computer Society Virtual Digital Photo SIG is scheduled for this Wedn...

ProgramLSCS@gmail.com - Jere Minich's new e-mai...
3/19/2012 ProgramLSCS@gmail.com - Jere Minich's new e-mail address

QR Code video - January The TUG
3/17/2012





Questions???