


MASTERING WINDOWS 11 KEYBOARD SHORTCUTS

BOOST PRODUCTIVITY WITHOUT THE MOUSE

FRANK FOTA, PATACS DIRECTOR AT LARGE



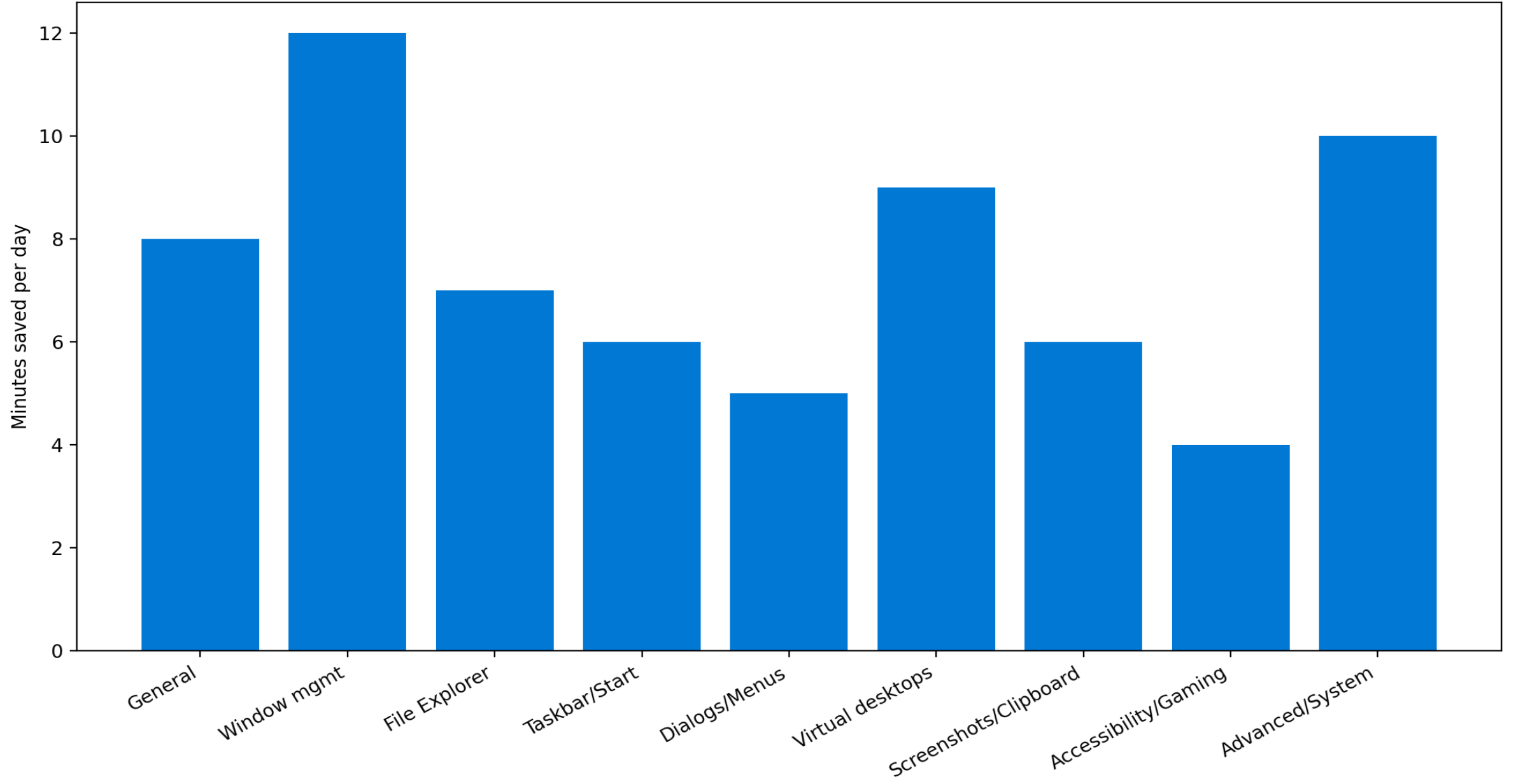


WHY SHORTCUTS MATTER

- Save time: Up to 17 days/year per user.
- Reduce mouse dependency by 64% in tasks.
- Ideal for IT pros, gamers, and multitaskers.



Estimated Time Saved by Windows 11 Shortcut Category



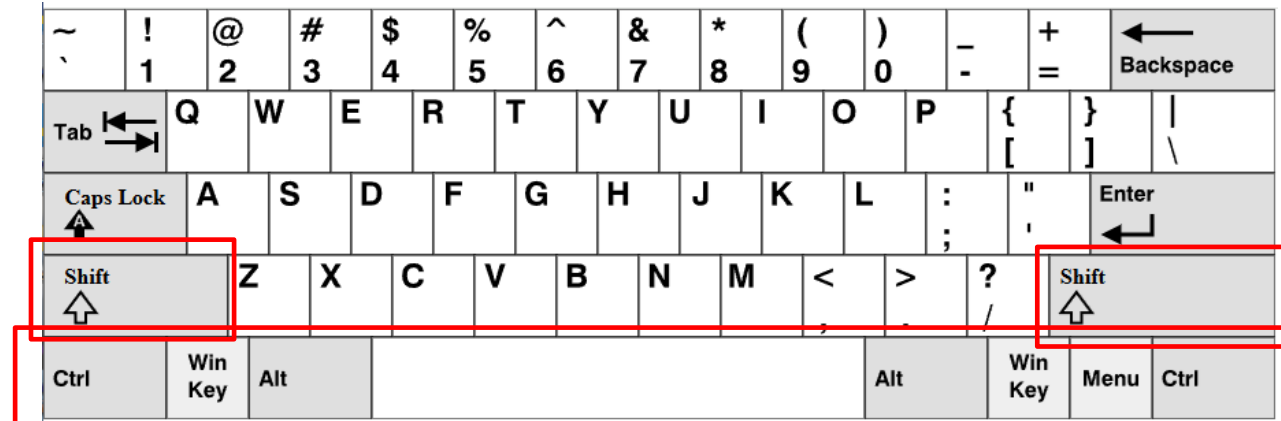


PRESENTATION AGENDA

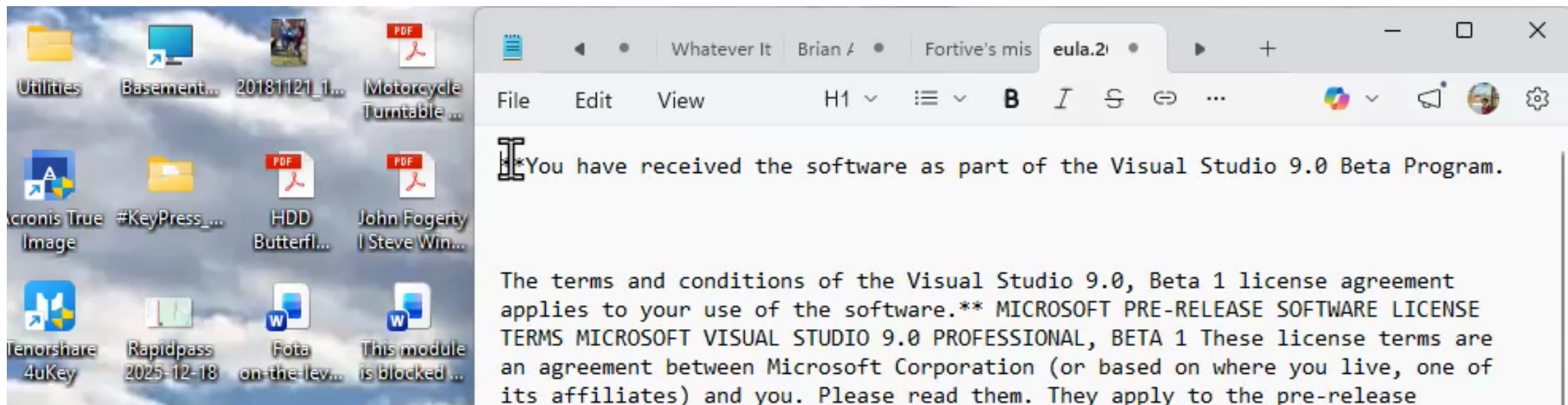
- General Shortcuts (2 min).
- Window Management (3 min).
- File Explorer & Taskbar (3 min).
- Desktops, Screenshots, Accessibility (3 min).
- Gaming, Advanced & Tips (4 min) – as time permits.
- Q&A (5-10 min).

GENERAL SHORTCUTS

- Universal for text/apps:
 - **Ctrl + C/V/X**: Copy/Paste/Cut.
 - **Ctrl + Z/Y**: Undo/Redo.
 - **Ctrl + A/D**: Select All/Delete.
 - **Ctrl + F**: Find
 - **Ctrl + N**: Open a new window



EXAMPLE -- CTRL + C/V/X: COPY/PASTE/CUT.





WINDOW MANAGEMENT

- Snap & switch like a pro:
 - **Win + D**: Show desktop.
 - **Win + Left/Right**: Snap sides.
 - **Win + Up/Down**: Maximize/Minimize.
 - **Alt + Tab/Esc**: Switch windows.
 - **Alt + F4**: Close window.
 - **Win + Shift + Left or Right**: Snap to next monitor / display.

~ ,	!	@	#	\$	%	^	&	*	()	-	=	← Backspace
Tab ↔	Q	W	E	R	T	Y	U	I	O	P	{	}	
Caps Lock ⬆	A	S	D	F	G	H	J	K	L	:	"	↵ Enter	
Shift ⬆	Z	X	C	V	B	N	M	<	>	?	Shift ⬆		
Ctrl	Win Key	Alt								Alt	Win Key	Menu	Ctrl

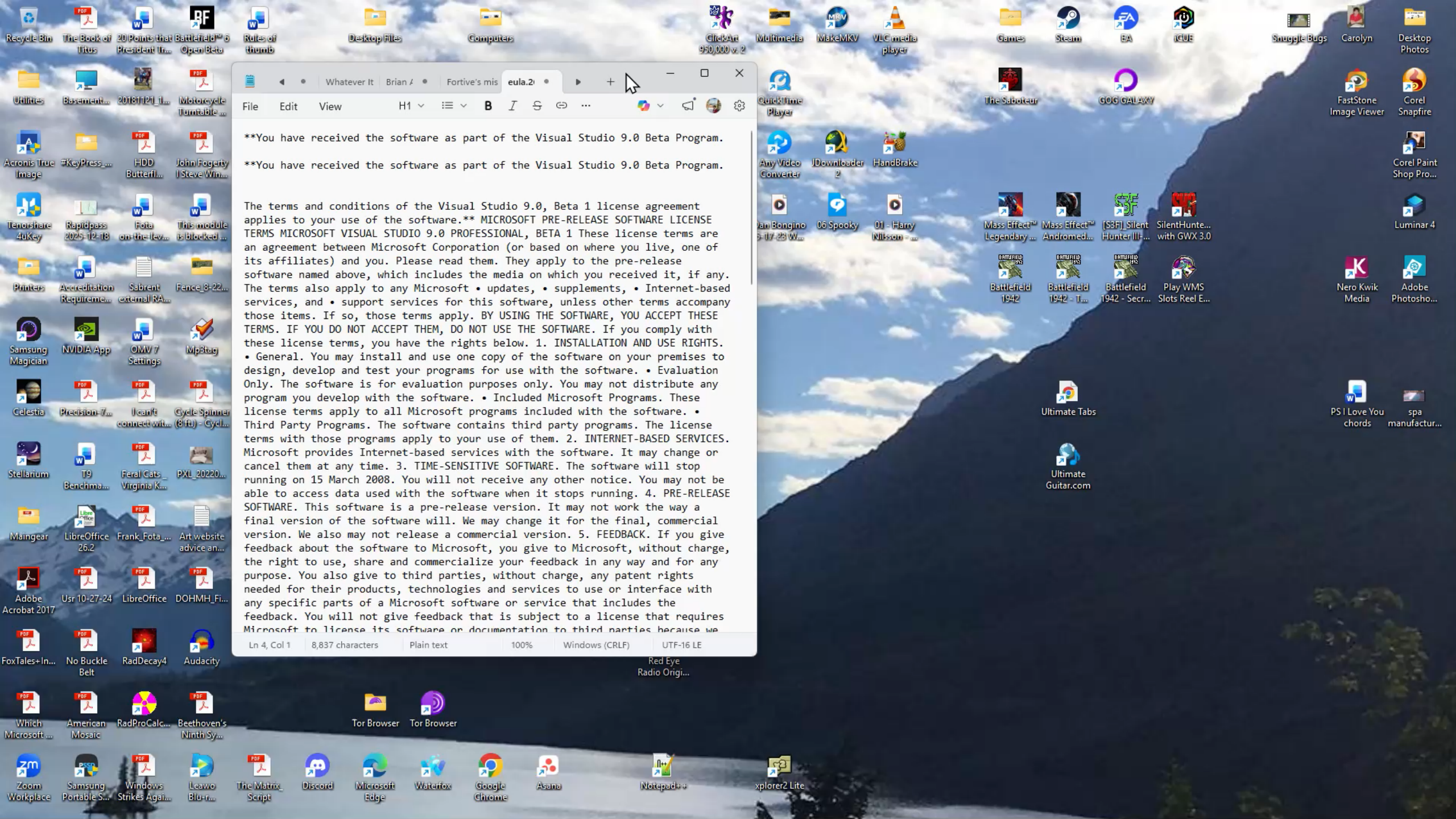
```
File Edit View H1 [Icons] B I [Undo] [Redo] [Color Picker] [Zoom] [Fullscreen] [Settings]

**You have received the software as part of the Visual Studio 9.0 Beta Program.

**You have received the software as part of the Visual Studio 9.0 Beta Program.

The terms and conditions of the Visual Studio 9.0, Beta 1 license agreement applies to your use of the software.** MICROSOFT PRE-RELEASE SOFTWARE LICENSE TERMS MICROSOFT VISUAL STUDIO 9.0 PROFESSIONAL, BETA 1 These license terms are an agreement between Microsoft Corporation (or based on where you live, one of its affiliates) and you. Please read them. They apply to the pre-release software named above, which includes the media on which you received it, if any. The terms also apply to any Microsoft • updates, • supplements, • Internet-based services, and • support services for this software, unless other terms accompany those items. If so, those terms apply. BY USING THE SOFTWARE, YOU ACCEPT THESE TERMS. IF YOU DO NOT ACCEPT THEM, DO NOT USE THE SOFTWARE. If you comply with these license terms, you have the rights below. 1. INSTALLATION AND USE RIGHTS. • General. You may install and use one copy of the software on your premises to design, develop and test your programs for use with the software. • Evaluation Only. The software is for evaluation purposes only. You may not distribute any program you develop with the software. • Included Microsoft Programs. These license terms apply to all Microsoft programs included with the software. • Third Party Programs. The software contains third party programs. The license terms with those programs apply to your use of them. 2. INTERNET-BASED SERVICES. Microsoft provides Internet-based services with the software. It may change or cancel them at any time. 3. TIME-SENSITIVE SOFTWARE. The software will stop running on 15 March 2008. You will not receive any other notice. You may not be able to access data used with the software when it stops running. 4. PRE-RELEASE SOFTWARE. This software is a pre-release version. It may not work the way a final version of the software will. We may change it for the final, commercial version. We also may not release a commercial version. 5. FEEDBACK. If you give feedback about the software to Microsoft, you give to Microsoft, without charge, the right to use, share and commercialize your feedback in any way and for any purpose. You also give to third parties, without charge, any patent rights needed for their products, technologies and services to use or interface with any specific parts of a Microsoft software or service that includes the feedback. You will not give feedback that is subject to a license that requires Microsoft to license its software or documentation to third parties because we

Ln 4, Col 1 | 8,837 characters | Plain text | 100% | Windows (CRLF) | UTF-16 LE
```



FILE EXPLORER

- Navigate folders fast:
 - **Win + E**: Open Explorer.
 - **Ctrl + Shift + N**: New folder.
 - **Alt + P/Enter**: Preview/Properties.
 - **Ctrl + mouse scroll**: Resize icons.

~ `	! 1	@ 2	# 3	\$ 4	% 5	^ 6	& 7	* 8	(9) 0	- _	+ =	← Backspace
Tab ↔	Q	W	E	R	T	Y	U	I	O	P	{ [}]	 \ _
Caps Lock ↑	A	S	D	F	G	H	J	K	L	:	" '	Enter ↵	
Shift ↑	Z	X	C	V	B	N	M	< ,	> .	? /	Shift ↑		
Ctrl	Win Key	Alt								Alt	Win Key	Menu	Ctrl



Recycle Bin
The Book of Titus
20 Points that President Tr...
Battlefield™ 6 OpenBeta
Rules of thumb
Desktop Files
Computers
ClickArt 950,000 v. 2
Multimedia
MakeMKV
VLC media player
Games
Steam
EA
iCUE
Snuggle Bugs
Carolyn
Desktop Photos
Utilities
Basement...
20181121_1...
Motorcycle Turntable ...
Faith - Please help me
Antec Fusion HTPC Sho...
IM6600 Desktop
Broderbund...
QuickTime Player
The Saboteur
GOG GALAXY
FastStone Image Viewer
Corel Snapfire
Acronis True Image
#KeyPress_...
HDD Butterfl...
John Fogerty I Steve Win...
Radiation Safety
05 Knock On Wood - Sh...
Any Video Converter
JDownloader 2
HandBrake
05 Knock On Wood - Sh...
Any Video Converter
JDownloader 2
HandBrake
14 - Night And Day
Dan Bongino 5-17-23 W...
05 Spooky
01 - Harry Nilsson - ...
Mass Effect™ Legendary ...
Mass Effect™ Andromed...
[S3F] Silent Hunter III-...
SilentHunte... with GWX 3.0
Corel Paint Shop Pro...
Luminar 4
Printers
Accreditation Requirem...
Sabrent external RA...
Fence_8-22...
Battlefield 1942
Battlefield 1942 - T...
Battlefield 1942 - Secr...
Play WMS Slots Reel E...
Nero Kwik Media
Adobe Photosho...
Samsung Magician
NVIDIA App
OMV 7 Settings
MpsTag
Celestia
Precision 7...
I can't connect wit...
Cycle Spinner (8ft) - Cycl...
Key issues in writers' ca...
Stafford County La...
Noom
Nanci Griffith's Iris...
Kindle
Ultimate Tabs
PS I Love You chords
spa manufactur...
Stellarium
T9 Benchma...
Feral Cats_ Virginia K...
PXL_20220...
Guitar Lessons
Ultimate Guitar.com
Maingear
LibreOffice 26.2
Frank_Fota_...
Art website advice an...
Adobe Acrobat 2017
Usr 10-27-24
LibreOffice
DOHMH_Fi...
Red Eye Radio Origi...
Which Microsoft ...
American Mosaic
RadProCalc...
Beethoven's Ninth Sy...
Tor Browser
Tor Browser
Zoom Workplace
Samsung Portable S...
Windows Strikes Agai...
Leawo Blu-r...
The Matrix Script
Discord
Microsoft Edge
Waterfox
Google Chrome
Asana
Notepad++
explorer2 Lite



TASKBAR & START MENU

~	!	@	#	\$	%	^	&	*	()	-	=	←	Backspace	
Tab	Q	W	E	R	T	Y	U	I	O	P	{	}		\	
Caps Lock	A	S	D	F	G	H	J	K	L	:	"	'	↵	Enter	
Shift	Z	X	C	V	B	N	M	<	>	?	/	,	.	↵	
Ctrl	Win Key	Alt										Alt	Win Key	Menu	Ctrl

■ Quick launches:

- Win: Open Start.
- Win + X: Power menu.
- Win + [1-9]: Pinned apps.
- Ctrl + Shift + Esc: Task Manager.

Switch desktops (not a program)






- Installed apps
- Power Options
- Event Viewer
- System
- Device Manager
- Network Connections
- Disk Management
- Computer Management
- Terminal
- Terminal (Admin)
- Task Manager
- Settings
- File Explorer
- Search
- Run
- Shut down or sign out >
- Desktop

DIALOGS & MENUS

- Keyboard-only navigation:

- **Tab/Shift + Tab**: Forward/Back options.
- **Ctrl + Tab**: Next tab.
- **Shift + F10**: Right-click menu.
- **Alt + [letter]**: Underlined shortcut.



Recycle Bin The Book of Titus 20 Points that Battle President Tr... Ope

Utilities Basement... 20

Acronis True Image #KeyPress_...

Tenorshare 4uKey Rapidpass 2025-12-18

Printers Accreditation Requireme...

Samsung Magician NVIDIA App

Celestia Precision-7...

Stellarium T9 Benchma...

Maingear LibreOffice 26.2

Adobe Acrobat 2017 Usr 10-27-24

Ln 4, Col 1

Word

Home

New

Open

Word

Good morning

New

Blank document

Postcard to job candidates w...

Charity newsletter

Nonprofit brochure

Welcome to V

Recent Favorites

Name	Date modified
Before Cat Memes Documents	Mon at 1:32 AM
AMEDD Promotion Board MILPER MESSAGE \\BASEMENTNAS » Files » DOWNLOAD_TMP » Dell 1150 Notebook Documents	Fri at 10:16 PM
Home buying criteria \\BASEMENTNAS » Files » DOWNLOAD_TMP » Dell 1150 Notebook Documents » New Home	Fri at 10:07 PM
Personal vs Area Dosimeters (Healthcare Focus) - What They Answer - 1st Draft Z: » #Fluke_Landauer » March 2026	Thu at 3:51 PM
Avoiding Pitfalls When Switching Dosimetry Service Providers Z: » #Fluke_Landauer » 2025 » February 2025	Thu at 3:49 PM
Personal vs Area Dosimeters Z: » #Fluke_Landauer » March 2026	Thu at 3:44 PM
REFERNC Z: » Work » Old Survev Reports	March 23

Installed apps

Power Options

Event Viewer

System

Device Manager

Network Connections

Disk Management

Computer Management

Terminal

Terminal (Admin)

Task Manager

Settings

File Explorer

Search

Run

Shut down or sign out

Desktop



VIRTUAL DESKTOPS

Multitask with workspaces:

- **Win + Ctrl + D:** New desktop.
- **Win + Ctrl + Left/Right:** Switch.
- **Win + Ctrl + F4:** Close desktop.

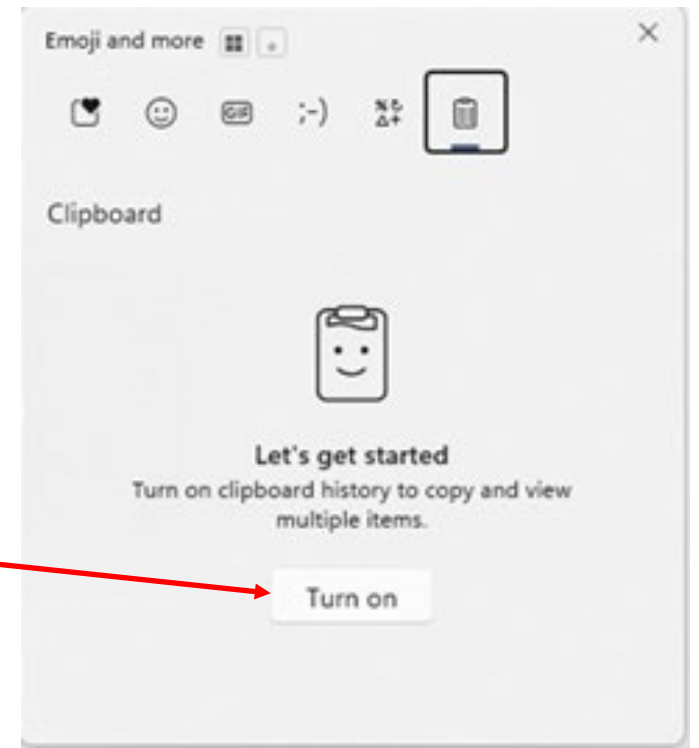
~	!	@	#	\$	%	^	&	*	()	-	+	←	
1	2	3	4	5	6	7	8	9	0	-	=	←	Backspace	
Tab	Q	W	E	R	T	Y	U	I	O	P	{	}		
↔											[]	\	
Caps Lock	A	S	D	F	G	H	J	K	L	:	"		Enter	
↑										:	"		↵	
Shift	Z	X	C	V	B	N	M	<	>	?		Shift		
↑								,	.	/		↑		
Ctrl	Win Key	Alt									Alt	Win Key	Menu	Ctrl

Switch desktops



SCREENSHOTS & CLIPBOARD

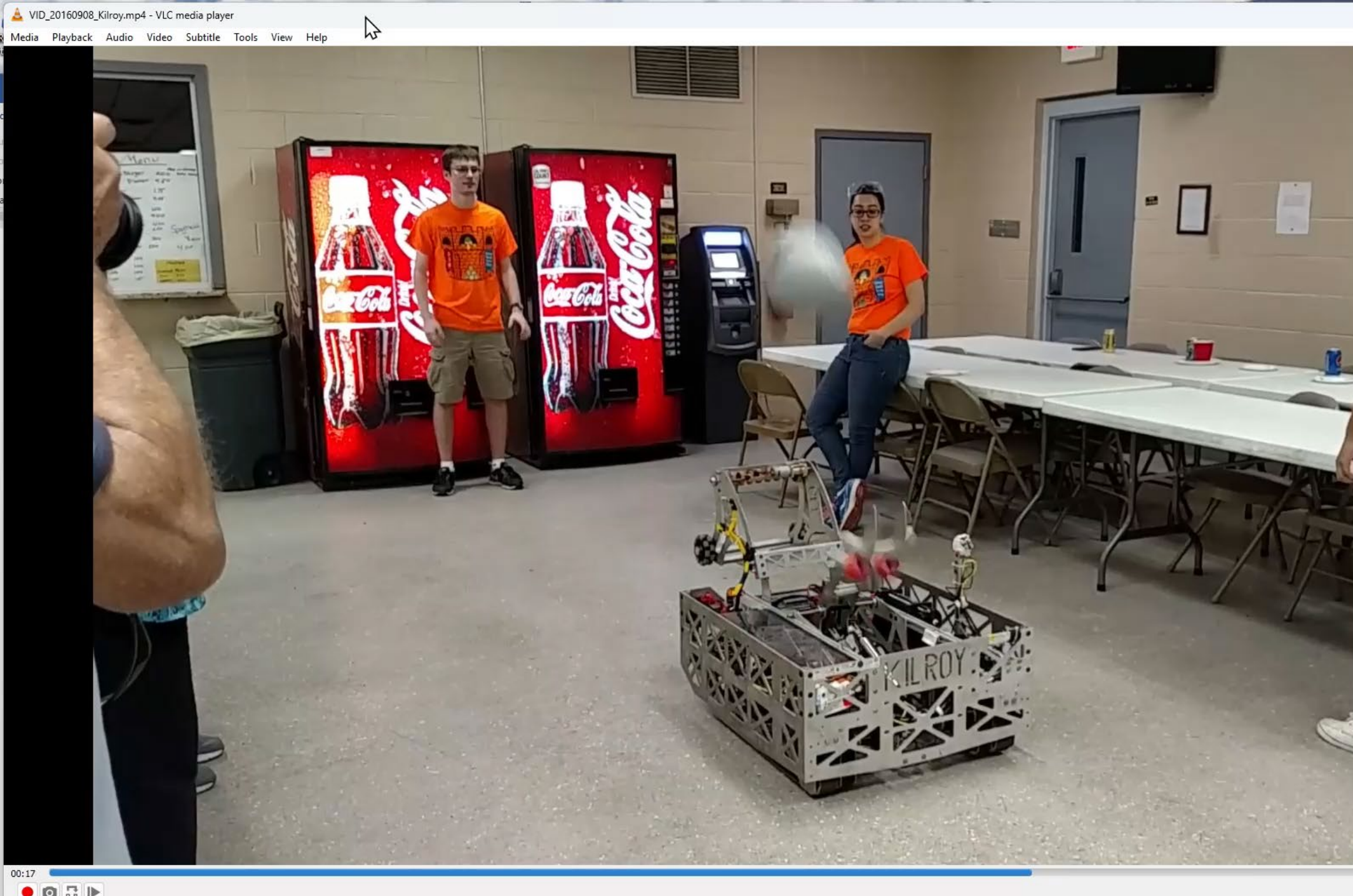
- Capture & history:
 - **Win + Shift + S**: Snip tool.
 - **Win or Ctrl + PrtScn**: Full screen save.
 - **Alt + PrtScn**: Save open window.
 - **Win + V**: Clipboard history.
...also Emoji, GIF, Kaomoji (Japanese emoticons), and Symbols



Windows Desktop Environment

Taskbar: Recycle Bin, The Book of Titus, Utilities, Basement..., 20181121_1..., Acronis True Image, #KeyPress..., HDD Butterf..., Tenorshare 4uKey, Rapidpass 2025-12-18, Foto on-the-le..., Printers, Accreditation Require..., Sabrent external RA..., Samsung Magician, NVIDIA App, OMV 7 Settings, Celestia, Precision-7..., I can't connect wit..., Stellarium, T9 Benchma..., Feral Cats _ Virginia K..., Maingear, LibreOffice 26.2, Frank_Fota..., Adobe Acrobat 2017, Usr 10-27-24, LibreOffice D, FoxTales+In..., No Buckle Belt, RadDecay4, Which Microsoft..., American Mosaic, RadProCalc..., Zoom Workplace, Samsung Portable S..., Windows Strikes Agai...

File Explorer: File, Home, Paste, Clipboard



ACCESSIBILITY & GAMING

- Inclusive + fun tools:
 - **Win + +**: Magnifier.
 - **Win + Ctrl + Enter**: Narrator.
 - **Win + G**: Game Bar.
 - **Win + Alt + R**: Game Bar Record.
 - **Win + Shift + R**: Video Snip Record.

Works for YouTube videos and movies as well 😊

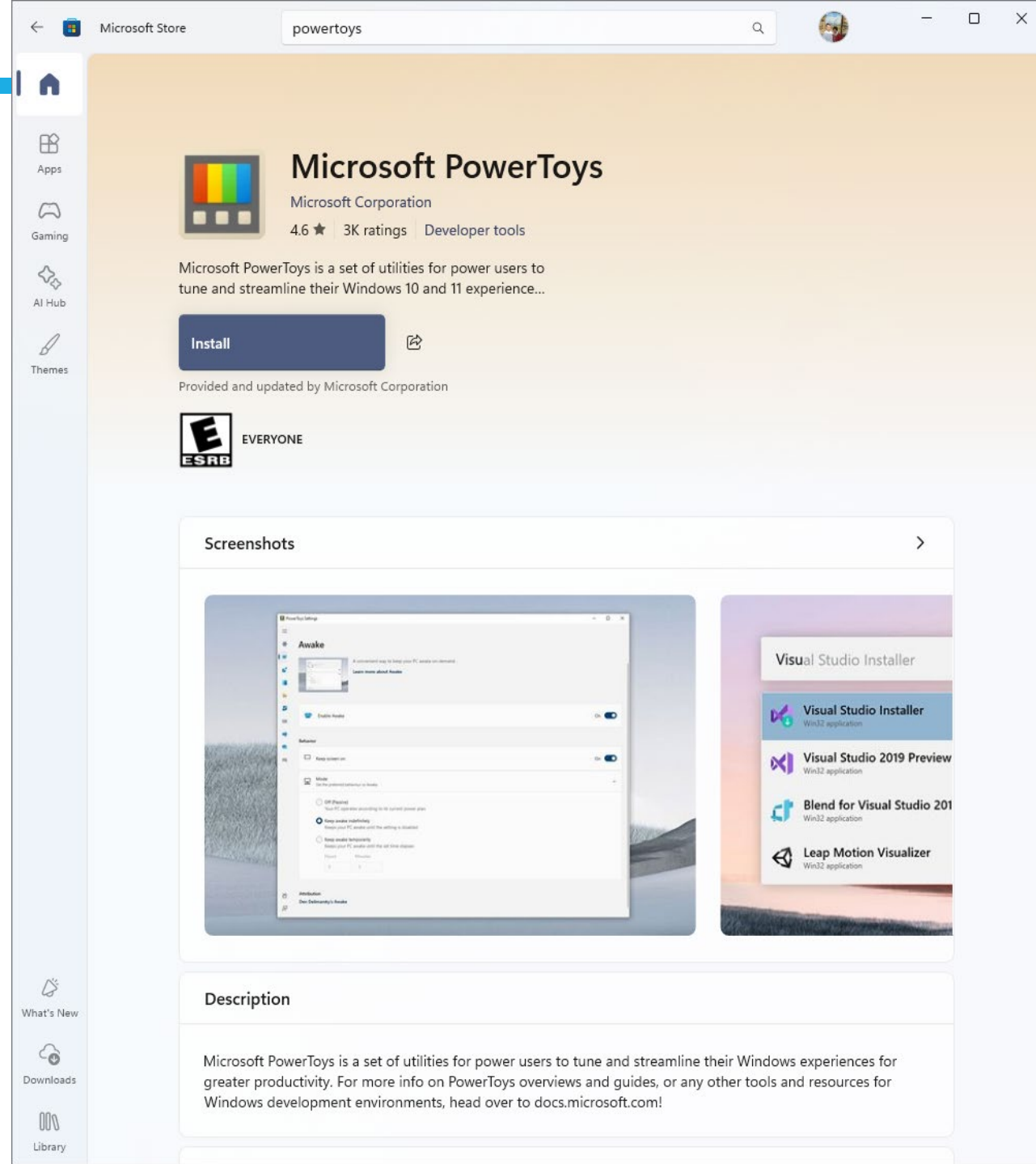
~	!	@	#	\$	%	^	&	*	()	-	+	←	
`	1	2	3	4	5	6	7	8	9	0	_	=	Backspace	
Tab	Q	W	E	R	T	Y	U	I	O	P	{	}		
											[]	\	
Caps Lock	A	S	D	F	G	H	J	K	L	:	"	Enter	↵	
↑										;	'			
Shift	Z	X	C	V	B	N	M	<	>	?	Shift			
↑								,	.	/	↑			
Ctrl	Win Key	Alt									Alt	Win Key	Menu	Ctrl





ADVANCED/SYSTEM & TIPS

- Power moves:
 - **Customize keyboard: PowerToys.**
 - **Win + X > U > U: Shutdown.**
 - **Win + L/R: Lock/Run.**



The screenshot shows the Microsoft Store interface for the 'Microsoft PowerToys' application. The page features a navigation sidebar on the left with icons for Home, Apps, Gaming, AI Hub, Themes, What's New, Downloads, and Library. The main content area displays the application's name, developer (Microsoft Corporation), a 4.6-star rating from 3K users, and a 'Developer tools' category. A prominent 'Install' button is visible, along with a share icon. Below the button, it states 'Provided and updated by Microsoft Corporation' and includes the ESRB rating 'E EVERYONE'. A 'Screenshots' section shows two preview images: one of the 'Awake' settings window and another showing a list of installed applications including 'Visual Studio Installer', 'Visual Studio 2019 Preview', 'Blend for Visual Studio 201', and 'Leap Motion Visualizer'. A 'Description' section at the bottom explains that PowerToys is a set of utilities for power users to tune and streamline their Windows experiences for greater productivity, with a link to docs.microsoft.com for more information.

PowerToys Settings

Search for settings

Home

General

System Tools

Windowing & Layouts

Input & Output NEW

Keyboard Manager NEW

Mouse Utilities

Mouse Without Borders

Quick Accent

File Management

Advanced

Learn what's new v0.98.1

Shortcut conflicts 2 conflicts found

You're up to date Last checked:

Quick access

- Color Picker
- Command Palette
- Environment Variables
- FancyZones
- Hosts File Editor
- PowerToys Run
- Registry Preview
- Screen Ruler
- Shortcut Guide
- Workspaces

Shortcuts

Open Advanced Paste window	Win + Alt + V
Paste as plain text directly	Ctrl + Alt + V
Activation shortcut	Ctrl + T
Increase opacity	Ctrl + =
Decrease opacity	Ctrl + -
Pick a color	Win + Alt + C
Open Command Palette	Alt + Space
Crop and create a thumbnail	Ctrl + Win + T
Crop an app's window into a cropped window	Ctrl + Win + R
Crop an app into a screenshot window	Ctrl + Win + S
Activate zones	Hold Shift key.
Open editor	Win + Alt + `
Activation	Press Left Control twice
Turn on clicks highlighter	Win + Alt + H
Preview file	Ctrl + Space
Open Run	Alt + Space
Start measurement	Ctrl + Win + M
Open Shortcut Guide	Win + Alt + /
Open editor	Ctrl + `

Utilities

- Advanced Paste
- Always On Top
- Awake
- Color Picker
- Command Palette
- Crop And Lock
- CursorWrap
- Environment Variables
- FancyZones
- File Locksmith
- Find My Mouse
- Hosts File Editor
- Image Resizer**
- Keyboard Manager
- Light Switch
- Mouse Highlighter
- Mouse Jump
- Mouse Pointer Crosshairs
- Mouse Without Borders
- New+
- Peek
- PowerRename
- PowerToys Run
- Quick Accent
- Registry Preview
- Screen Ruler

Welcome to PowerToys

What's new

Give feedback

KEYBOARD REMAPPING

Install [PowerToys](#)



Open [PowerToys](#) → Keyboard Manager



Turn on Keyboard Manager



Choose Remap a key or [Remap](#) a shortcut



Click + Add key remapping



Press the old key/shortcut



Press the new key/shortcut



Click OK

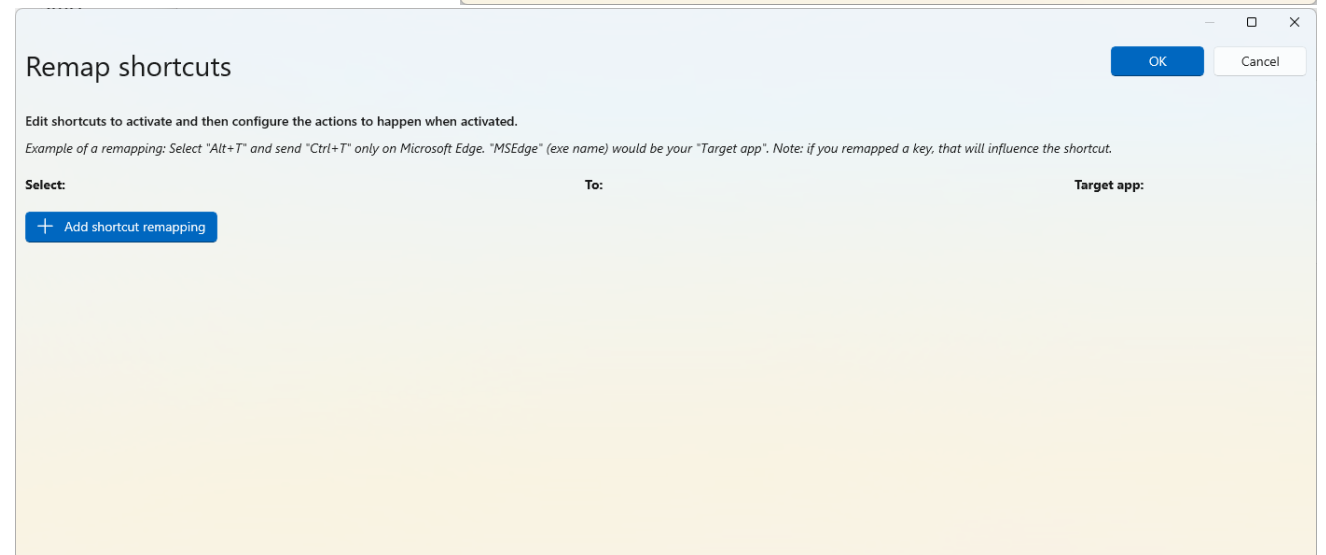
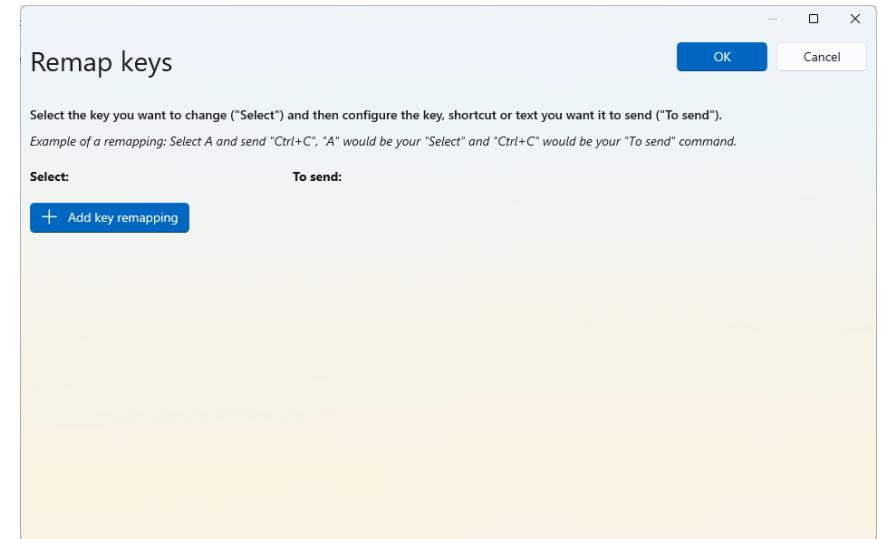


Keep [PowerToys](#) running in the background



Test the remap

[HTTPS://LEARN.MICROSOFT.COM/EN-US/WINDOWS/POWERTOYS/KEYBOARD-MANAGER](https://learn.microsoft.com/en-us/windows/powertoys/keyboard-manager)



KEYBOARD REMAPPING

Install [PowerToys](#)



Open [PowerToys](#) → Keyboard Manager



Turn on Keyboard Manager



Choose Remap a key or [Remap a shortcut](#)



Click + Add key remapping



Press the old key/shortcut



Press the new key/shortcut



Click OK



Keep [PowerToys](#) running in the background



Test the remap

Remap keys

OK

Cancel

Select the key you want to change ("Select") and then configure the key, shortcut or text you want it to send ("To send").

Example of a remapping: Select A and send "Ctrl+C", "A" would be your "Select" and "Ctrl+C" would be your "To send" command.

Select:

To send:

Select

Send Key/Shortcu

Select

+ Add key remapping

Remap shortcuts

OK

Cancel

Edit shortcuts to activate and then configure the actions to happen when activated.

Example of a remapping: Select "Alt+T" and send "Ctrl+T" only on Microsoft Edge. "MSEdge" (exe name) would be your "Target app". Note: if you remapped a key, that will influence the shortcut.

Select:

To:

Target app:

Shortcut:

Action:

Send Key/Shortcu

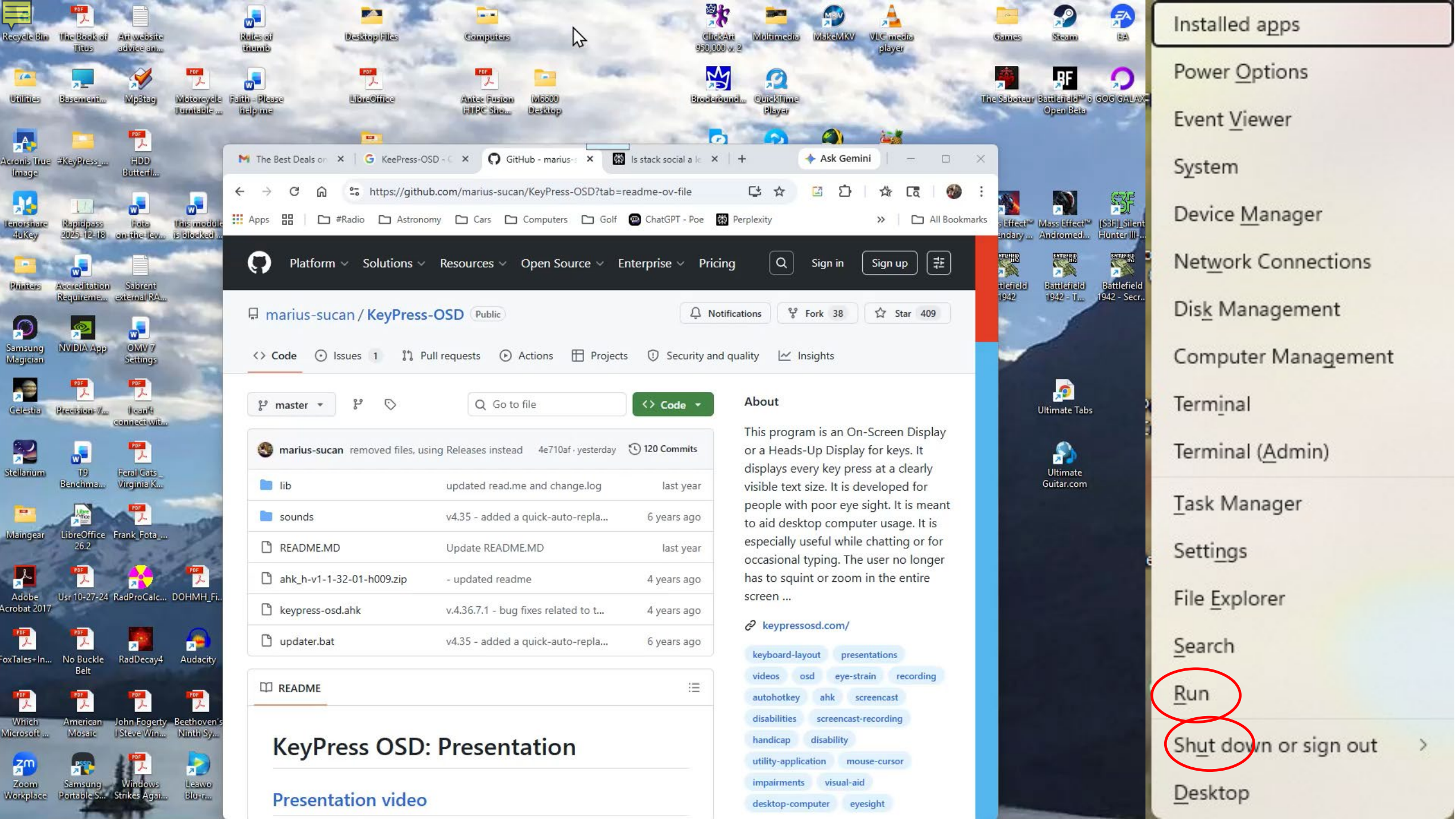
Shortcut:

All apps

+ Add shortcut remapping

Commonly Created Custom Shortcuts

- **Launch Applications (Ctrl + Alt + Letter):** An alternate technique is right-clicking a program shortcut, opening its "Properties," and assigning a key combination.
 - **Ctrl + Alt + W:** Open Microsoft Word.
 - **Ctrl + Alt + R:** Open RStudio or another coding IDE.
 - **Ctrl + Alt + C:** Open Chrome or a specific folder.
- **Workflow Automation:**
 - **Win + ` (Backtick):** Commonly set to act as Alt + F4 to close windows.
 - **Alt + ` (Backtick):** Frequently mapped to Ctrl + F4 (closing tabs/docs).
- **System Controls:**
 - **Ctrl + M:** Used to mute system volume.
 - **Alt + N:** Mapped to next track in a media player.
 - **Alt + V:** Open VLC media player.
- **Browser-Specific (Not OS-native):**
 - **Ctrl + Shift + V:** Frequently used to "Paste as Plain Text," which removes formatting. While it works in many apps, it is often a feature implemented by the app rather than Windows itself.



The Best Deals on x | KeePress-OSD - C x | GitHub - marius- x | Is stack social a le x | + | Ask Gemini | - | □ | ×

← → ↻ 🏠 🔍 https://github.com/marius-sucan/KeyPress-OSD?tab=readme-ov-file 📄 ⭐ 🔖 🔍 🌐 🗑️

Apps 📁 #Radio 📁 Astronomy 📁 Cars 📁 Computers 📁 Golf 📁 ChatGPT - Poe 📁 Perplexity >> 📁 All Bookmarks

Platform Solutions Resources Open Source Enterprise Pricing Sign in Sign up

marius-sucan / KeyPress-OSD Public Notifications Fork 38 Star 409

<> Code Issues 1 Pull requests Actions Projects Security and quality Insights

master 🔗 🔍 Go to file <> Code

marius-sucan	removed files, using Releases instead	4e710af · yesterday	🕒 120 Commits
lib	updated read.me and change.log		last year
sounds	v4.35 - added a quick-auto-repla...		6 years ago
README.MD	Update README.MD		last year
ahk_h-v1-1-32-01-h009.zip	- updated readme		4 years ago
keypress-osd.ahk	v4.36.7.1 - bug fixes related to t...		4 years ago
updater.bat	v4.35 - added a quick-auto-repla...		6 years ago

README ☰

KeyPress OSD: Presentation

Presentation video

- Installed apps
- Power Options
- Event Viewer
- System
- Device Manager
- Network Connections
- Disk Management
- Computer Management
- Terminal
- Terminal (Admin)
- Task Manager
- Settings
- File Explorer
- Search
- Run
- Shut down or sign out
- Desktop



KEY TAKEAWAYS

- **Practice** with General & Window shortcuts.
- 100s to explore—pick your top 20.
- Try 2-3 repetitively for muscle memory.

Category	Top Shortcut	Benefit
General	Ctrl + C	Universal copy
Windows	Win + Arrows	Instant snapping
Explorer	Win + E	Quick file access
Desktops	Win + Ctrl + D	Multitasking win



Day	Category	5 Shortcuts to Practice	Practice Tasks
Day 1	General	Ctrl+C, Ctrl+V, Ctrl+Z, Ctrl+Y, Ctrl+A	Copy/paste text in Notepad, undo/redo changes
Day 2	Window Management	Win+D, Win+Up, Win+Down, Win+Left, Win+Right	Snap 4 windows, show desktop, maximize/minimize
Day 3	File Explorer	Win+E, Ctrl+Shift+N, Alt+P, Alt+Enter, Ctrl+Scroll	Create folder, open Properties, resize icons
Day 4	Taskbar/Start	Win, Win+X, Win+1-3, Ctrl+Shift+Esc	Launch 3 pinned apps, open Task Manager
Day 5	Dialogs/Menus	Tab, Shift+Tab, Ctrl+Tab, Shift+F10, Alt+[letter]	Navigate Save dialog, open context menu
Day 6	Virtual Desktops	Win+Ctrl+D, Win+Ctrl+←/→, Win+Ctrl+F4	Create 2 desktops, switch, close one
Day 7	Review All	Pick your top 3 from each category	15-min mixed practice session

Windows 11 cheat sheet

New in Windows 11

These shortcuts are new in Windows 11. They're complementary for the new features of the operating system, such as split notification center.

Win + A	Open Quick Settings
Win + N	Open Notification Center
Win + W	Open Windows Widgets
Win + Z	Launch Snap Assist

Snap Assist is a new feature aims to enhance multitasking and window management. It improves the existing windows snapping feature.

Win + C	Open Chat in Microsoft Teams
Win + Ctrl + C	Toggle color filter (only works if shortcut is enabled in Color Filter settings)

PowerToys

Win + Ctrl + T	Toggle always on top (for any window)
----------------	---------------------------------------

General

Ctrl + X	Cut the selected item
Ctrl + C	Copy the selected item
Ctrl + Insert or Ctrl + V or Shift + Insert	Paste the selected item
Ctrl + Z	Undo an action
Alt + Tab	Switch between open apps
Alt + F4	Close the active item, or exit the active app
Win + L	Lock your PC
Win + D	Display and hide the desktop
F2	Rename the selected item
F3	Search for a file or folder in File Explorer
F4	Display the address bar list in File Explorer
F5	Refresh the active window
F6	Cycle through screen elements in a window or on the desktop
F10	Activate the Menu bar in the active app

Alt + F8	Show your password on the sign-in screen
Alt + Esc	Cycle through items in the order in which they were opened
Alt + [A - Z]	(underlined letter) Perform the command for that letter
Alt + Enter	Display properties for the selected item
Alt + Space	Open the shortcut menu for the active window
Alt + Left arrow	Go back
Alt + Right arrow	Go forward
Alt + Page Up	Move up one screen
Alt + Page Down	Move down one screen
Ctrl + F4	Close the active document (in apps that are full-screen and let you have multiple documents open at the same time)
Ctrl + A	Select all items in a document or window
Ctrl + D or Del	Delete the selected item and move it to the Recycle Bin
Ctrl + R or Ctrl + F5	Refresh the active window
Ctrl + Y	Redo an action
Ctrl + Right arrow	Move the cursor to the beginning of the next word
Ctrl + Left arrow	Move the cursor to the beginning of the previous word
Ctrl + Down arrow	Move the cursor to the beginning of the next paragraph
Ctrl + Up arrow	Move the cursor to the beginning of the previous paragraph
Ctrl + Alt + Tab	Use the arrow keys to switch between all open apps
Alt + Shift + Arrow keys	When a group or tile is in focus on the Start menu, move it in the direction specified
Ctrl + Shift + Arrow keys	When a tile is in focus on the Start menu, move it into another tile to create a folder
Ctrl + Arrow keys	Resize the Start menu when it's open
Ctrl + Arrow keys	Select multiple individual items in a

SHORTCUT CHEAT SHEETS

See Microsoft's official shortcuts here:

<https://support.microsoft.com/en-us/windows/keyboard-shortcuts-in-windows-dcc61a57-8ff0-cffe-9796-cb9706c75eec>

Additional sources:

[XDA Developers: Ultimate Guide](#)

[Beebom: 150+ Shortcuts](#)

[Byte Solutions: Essentials](#)

[CNET: 73 Game-Changers](#)

<https://www.scribd.com/document/579021539/windows-11-shortcuts>



ZOOM SHORTCUTS

Shortcut	Shortcut
Mute/Unmute microphone Windows: Alt + A Mac: Command + Shift + A	Toggle Participants list on/off Windows: Alt + u Mac: Command + u
Turn Camera on/off Windows: Alt + v Mac: Command + Shift + v	Toggle Speaker/Gallery view Windows: Alt + F1 Mac: Command + Shift + w
Toggle Chat on/off Windows: Alt + h Mac: Command + Shift + h	Raise/Lower Hand Windows: Alt + y Mac: Option + y

Windows Keyboard Shortcuts

All Shortcuts II

F6	Navigate among Zoom popup windows
Ctrl Alt Shift	Move focus to Zoom's meeting controls
PgUp	View previous 25 video stream in gallery view
PgDn	View next 25 video stream in gallery view
Alt F1	Switch to active speaker view in video meeting
Alt F2	Switch to gallery video view in video meeting
Alt F4	Close the current window
Alt V	Start or stop video
Alt A	Mute or unmute audio
Alt M	Mute or unmute audio for everyone except host, available to the meeting host only
Alt S	Launch share screen window and stop screen share
Alt Shift S	Start or stop new screen share
Alt T	Pause or resume screen share
Alt R	Start or stop local recording
Alt C	Start or stop cloud recording
Alt P	Pause or resume recording
Alt N	Switch camera
Alt F	Enter or exit full screen

<https://quickref.me/zoom>

All Shortcuts II

Alt F	Enter or exit full screen
Alt H	Display or hide in-meeting chat panel
Alt U	Display or hide participants panel
Alt I	Open invite window
Alt Y	Raise or lower hand
Alt Shift R	Gain remote control
Alt Shift G	Stop remote control
Ctrl 2	Read active speaker name
Ctrl Alt Shift H	Show or hide floating meeting controls
Alt Shift T	Screenshot
Alt L	Switch to portrait or landscape view
Ctrl W	Close current chat session
Ctrl Up	Go to previous chat
Ctrl Down	Go to next chat
Ctrl T	Jump to chat with someone
Ctrl F	Search
Ctrl Tab	Move to the next tab
Ctrl Shift Tab	Move to the previous tab

